



1 Site Location Map  
 0100x Scale: Actual Size

### PROJECT DATA

**PROJECT NAME:**  
 Georgia O'Keeffe Museum

**PROJECT ADDRESS:**  
 123 and 135 Grant Avenue  
 Santa Fe, NM 87501

**ZONING:**  
 Business-Capitol District (BCD), Marcy Subdistrict (MAR)  
 Downtown and Eastside Historic District  
 Historic Downtown Archaeological Review District

**SITE AREA:**  
 1.9845 acres / 86,445 square feet

**LOT COVERAGE:**  
*No maximum requirement, per SFCC §14-7.4(A)*  
 Existing Bergere House Footprint: 6,736 square feet  
 Existing Safeway Building Footprint: 21,626 square feet (to be demolished)  
 Proposed New Building Footprint: 31,366 square feet  
 Proposed Coverage: 44%

**NEW BUILDING GROSS FLOOR AREA (GFA):**  
 56,288 square feet

**NEW BUILDING HEIGHT:**  
 Maximum Allowed: 33'-8", per SFCC §14-5.2(D)(9)  
 Maximum Proposed: 32'-2"

**NEW BUILDING SETBACKS:**  
*No minimum requirement, per SFCC §14-7.4(A), note 7*  
 Grant Frontage Setback: 22'7"  
 Sheridan Frontage Setback: 11'3"  
 South Alley Setback: 14'2"

**OPEN SPACE:**  
 Minimum Required: 8,645 square feet\*  
 \*10% of site area, to be located along Grant Avenue frontage, per SFCC §14-7.4(A)  
 Open Space Provided: 15,417 square feet (Grant Avenue frontage)  
 43,486 square feet (total)

**PARKING:**  
 Minimum Required: 93 spaces\*  
 \*Parking reduction granted by Planning Commission in Case #2020-3976, per SFCC §14-8.6(B)(3)(e).  
 Parking Provided: 93 spaces\*  
 \*Two off-site parking areas provided, in accordance with approved variances to SFCC §14-8.6(C)(2)(b), in Cases #2020-3977 and #2023-7081.

**BICYCLE PARKING:**  
 Minimum Required: 10 spaces, per SFCC Table 14-8.6-3  
 Bicycle Parking Provided: 10 spaces

### PROJECT TEAM

**CLIENT**  
 Georgia O'Keeffe Museum  
 217 Johnson Street  
 Santa Fe, NM 87501  
 ph: 505-946-1000  
 Contact: Jennifer Foley  
 email: jfoley@okeeffemuseum.org  
 mobile: 505-946-1008

**OWNER REP / LAND USE**  
 JenkinsGavin Inc.  
 130 Grant Avenue, Suite 101  
 Santa Fe, NM 87501  
 ph: 505-820-7444  
 Contact: Jennifer Jenkins  
 email: jennifer@jenkinsgavin.com  
 mobile: 505-930-6149

**ARCHITECTS**  
 DNCA, LLC  
 924-A Shoofly St.  
 Santa Fe, NM 87505  
 Contact: Devendra N Contractor  
 email: devendra@dncaarchitect.com  
 mobile: 505-263-3602  
 Contact: Deirdre Harris  
 email: dharris@dncaarchitect.com  
 mobile: 505-310-2049

**LANDSCAPE ARCHITECTS**  
 Reed Hilderbrand LLC  
 33 Whitney Avenue  
 New Haven, CT 06510  
 ph: 617-923-2422  
 Contact: Becca Sturges  
 email: becca@reedhilderbrand.com  
 Contact: Meg Griscom  
 email: meg@reedhilderbrand.com

**STRUCTURAL ENGINEERS**  
 KL&A  
 1717 Washington Ave, #100  
 Golden, CO 80401  
 ph: 303-384-9910  
 Contact: Jorge Montero  
 email: jmontero@klaa.com  
 direct: 720-838-2566  
 Contact: Jeffrey Myers  
 email: jmyers@klaa.com  
 direct: 720-838-2565

**MEP ENGINEERS**  
 Bridgers & Paxton  
 4600 C Montgomery Blvd NE  
 Albuquerque, NM 87109  
 ph: 505-883-4111  
 Mechanical Contact: Ilir Mesiti  
 email: imesiti@bpce.com  
 Plumbing Contact: Setah N. Burford  
 email: SNBurford@bpce.com  
 Electrical Contact: Oscar Urias  
 email: OUrias@bpce.com

**CIVIL ENGINEERS**  
 Wilson & Co. Inc.  
 4401 Masthead Street NE Suite 150  
 Albuquerque, NM 87109  
 Contact: Tyler J. Ashton  
 email: Tyler.Ashton@wilsonco.com  
 direct: 505 348 4121

**GENERAL CONTRACTOR**  
 Bradbury Stamm  
 7110 2nd Street NW  
 Albuquerque, NM 87107  
 ph: 505-765-1200  
 Contact: Lawrence Peterson  
 email: lpeterson@bradburystamm.com  
 Contact: Joe Flemming  
 email: jflemming@bradburystamm.com

# Georgia O'Keeffe Museum

## Section 106 Review December 18, 2023

### DRAWING DIRECTORY

Page	Label	Sheet Name
01	G100h	Cover Sheet
02	R001	NW Site View - Existing
03	R002	NW Site View - Proposed Rendering
04	R003	NW Site View - Proposed Rendering
05	R004	NE Site View - Existing
06	R005	NE Site View - Proposed Rendering
07	R006	NE Site View - Proposed Rendering
08	R007	SE Site View - Existing
09	R008	SE Site View - Proposed Rendering
10	R009	SE Site View - Proposed Rendering
11	R010	SW Site View - Existing
12	R011	SW Site View - Proposed Rendering
13	R012	SW Site View - Proposed Rendering
14	A250h	Streetscape Elevations - Grant Ave
15	A251h	Streetscape Elevations - Sheridan Ave
16	A252h	Site Elevations - Historic Comparisons
17	A253h	Site Elevations - Historic Comparisons
18	A261h	Relational Study - Otero-Bergere House
19	A262h	Relational Study - Across Grant Ave.
20	ASD101h	Site Plan - Existing
21	AS101h	Site Plan - Proposed
22	L100	Illustrative Site Plan - Color
23	L200	Site Materials Plan
24	L500	Existing Planting Plan
25	L510	Proposed Planting Plan
26	A100h	Proposed Floor Plan - Basement
27	A101h	Proposed Floor Plan - Ground Level
28	A102h	Proposed Floor Plan - Mech. Penthouse
29	A103h	Proposed Roof Plan
30	A200h	Proposed Building Elevations
31	A201h	Proposed Building Elevation - North
32	A202h	Proposed Building Elevation - East
33	A203h	Proposed Building Elevation - South
34	A204h	Proposed Building Elevation - West
35	A205h	Proposed Building Elevations - Materials
36	A502	Glazing Assemblies - Exterior
37	L600	Proposed Fence and Gate Elevations
38	L601	Proposed Fence and Gate Elevations
39	L602	Proposed Fence and Gate Elevations
40	L603	Proposed Fence and Gate Elevations
41	L700	Proposed Water Table Details
42	DSK08	Building Massing Stepback Diagram
43	DSK16	Steel Windows
44	DSK19	Proposed Exterior Materials

NOT FOR CONSTRUCTION

Consultant  
 REEDHILDERBRAND  
 LANDSCAPE ARCHITECTURE  
 33 Whitney Avenue  
 New Haven, CT 06517  
 P 617 923 2422  
 www.reedhilderbrand.com

dnca architects  
 924-A Shoofly Street, Santa Fe, NM 87505  
 ph (505) 255-4033

GEORGIA O'KEEFFE MUSEUM  
 Section 106 Review  
 123 & 135 Grant Avenue, Santa Fe, NM 87501

Date	Issue
December 18, 2023	
Drawn by	Checked by
File	GOKM-G100 Cover.vwx
Set	Section 106 Review
Sheet Title	Cover Sheet
<b>G100h</b>	
Sheet	01 of 44





1 NW Site Perspective - Existing  
R001 Scale: Actual Size



NOT FOR  
CONSTRUCTION

Consultant

**dnca architects**  
924-A Shoofly Street, Santa Fe, NM 87505  
ph (505) 255-4033

**GEORGIA O'KEEFFE MUSEUM**  
**Section 106 Review**  
123 & 135 Grant Avenue, Santa Fe, NM 87501

Date	Issue

Date  
**December 18, 2023**  
Drawn by \_\_\_\_\_ Checked by \_\_\_\_\_  
File \_\_\_\_\_  
Set  
**Section 106 Review**  
Sheet Title  
**Northwest Corner  
Site View - Existing**

**R001**



NOT FOR  
CONSTRUCTION

Consultant

**dnca** architects  
924-A Shoofly Street, Santa Fe, NM 87505  
ph (505) 255-4033

**GEORGIA O'KEEFE MUSEUM**  
Section 106 Review  
123 & 135 Grant Avenue, Santa Fe, NM 87501

Date	Issue

Date  
**December 18, 2023**

Drawn by \_\_\_\_\_ Checked by \_\_\_\_\_

File \_\_\_\_\_

Set  
**Section 106 Review**

Sheet Title  
**Northwest Corner  
Site View**

**R002**

Sheet 03 of 44



1 NW Site Perspective  
R002 Scale: Actual Size





NOT FOR  
CONSTRUCTION

Consultant

**dnca architects**  
924-A Shoofly Street, Santa Fe, NM 87505  
ph (505) 255-4033

**GEORGIA O'KEEFE MUSEUM**  
Section 106 Review  
123 & 135 Grant Avenue, Santa Fe, NM 87501

Date	Issue

Date  
**December 18, 2023**

Drawn by \_\_\_\_\_ Checked by \_\_\_\_\_

File \_\_\_\_\_

Set  
**Section 106 Review**

Sheet Title  
**Northwest Corner Site View**

**R003**

Sheet 04 of 44



1 NW Site Perspective  
R003 Scale: Actual Size







1 NE Site Perspective - Existing  
R004 Scale: Actual Size



NOT FOR  
CONSTRUCTION

Consultant

**dnca** architects  
924-A Shoofly Street, Santa Fe, NM 87505  
ph (505) 255-4033

**GEORGIA O'KEEFFE MUSEUM**  
**Section 106 Review**  
123 & 135 Grant Avenue, Santa Fe, NM 87501

Date	Issue

Date	December 18, 2023
Drawn by	
Checked by	
File	
Set	Section 106 Review
Sheet Title	Northeast Corner Site View - Existing
	<b>R004</b>
Sheet	05 of 44



NOT FOR  
CONSTRUCTION

Consultant

**dnca** architects  
924-A Shoofly Street, Santa Fe, NM 87505  
ph (505) 255-4033

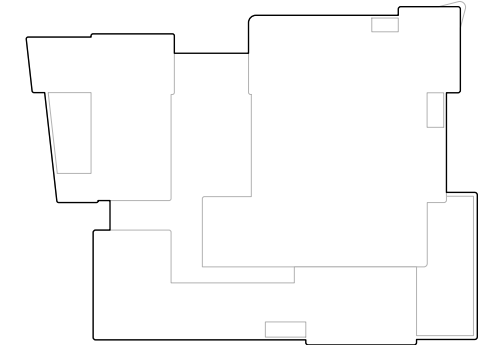
**GEORGIA O'KEEFFE MUSEUM**  
Section 106 Review  
123 & 135 Grant Avenue, Santa Fe, NM 87501

Date	Issue

Date	December 18, 2023
Drawn by	
Checked by	
File	
Set	Section 106 Review
Sheet Title	Northeast Corner Site View
	<b>R005</b>
Sheet	06 of 44



1 NE Site Perspective  
R005 Scale: Actual Size





NOT FOR  
CONSTRUCTION

Consultant

**dnca** architects  
924-A Shoofly Street, Santa Fe, NM 87505  
ph (505) 255-4033

**GEORGIA O'KEEFFE MUSEUM**  
Section 106 Review  
123 & 135 Grant Avenue, Santa Fe, NM 87501

Date	Issue

Date  
**December 18, 2023**

Drawn by \_\_\_\_\_ Checked by \_\_\_\_\_

File \_\_\_\_\_

Set  
**Section 106 Review**

Sheet Title  
**Northeast Corner Site View**

**R006**

Sheet 07 of 44



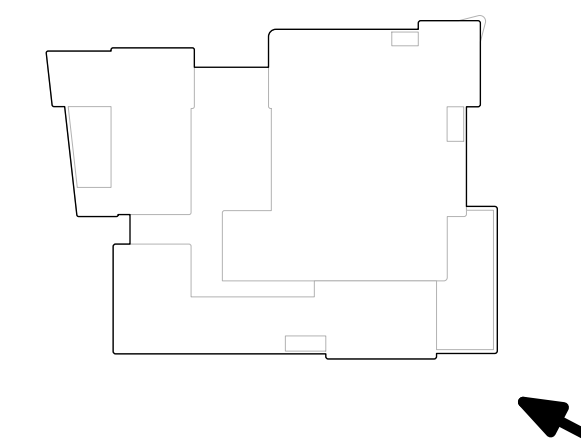
1 NE Site Perspective  
R006 Scale: Actual Size







1 SE Site Perspective - Existing  
 R007 Scale: Actual Size



NOT FOR  
 CONSTRUCTION

Consultant

**dnca architects**  
 924-A Shoofly Street, Santa Fe, NM 87505  
 ph (505) 255-4033

**GEORGIA O'KEEFFE MUSEUM**  
**Section 106 Review**  
 123 & 135 Grant Avenue, Santa Fe, NM 87501

Date	Issue

Date	December 18, 2023
Drawn by	
Checked by	
File	
Set	Section 106 Review
Sheet Title	Southeast Corner Site View - Existing
	<b>R007</b>
Sheet	08 of 44



NOT FOR  
CONSTRUCTION

Consultant

**dnca architects**  
924-A Shoofly Street, Santa Fe, NM 87505  
ph (505) 255-4033

**GEORGIA O'KEEFFE MUSEUM**  
**Section 106 Review**  
123 & 135 Grant Avenue, Santa Fe, NM 87501

Date Issue

Date	Issue
December 18, 2023	

Date

December 18, 2023

Drawn by

Checked by

File

Set

Section 106 Review

Sheet Title

**Southeast Corner  
Site View**

**R008**

Sheet 09 of 44



1 SE Site Perspective - Existing  
R008 Scale: Actual Size





NOT FOR  
CONSTRUCTION

Consultant

**dnca architects**  
924-A Shoofly Street, Santa Fe, NM 87505  
ph (505) 255-4033

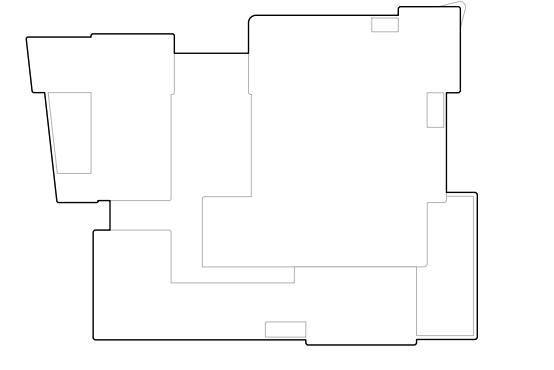
**GEORGIA O'KEEFFE MUSEUM**  
**Section 106 Review**  
123 & 135 Grant Avenue, Santa Fe, NM 87501

Date	Issue

Date	December 18, 2023
Drawn by	
Checked by	
File	
Set	Section 106 Review
Sheet Title	Southeast Corner Site View
	<b>R009</b>
Sheet	10 of 44



1 SE Site Perspective - Existing  
R009 Scale: Actual Size





NOT FOR  
CONSTRUCTION

Consultant

**dnca architects**  
924-A Shoofly Street, Santa Fe, NM 87505  
ph (505) 255-4033

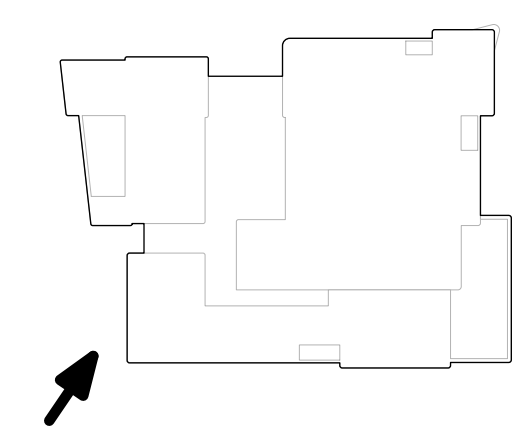
**GEORGIA O'KEEFE MUSEUM**  
Section 106 Review  
123 & 135 Grant Avenue, Santa Fe, NM 87501

Date	Issue

Date	December 18, 2023
Drawn by	
Checked by	
File	
Set	Section 106 Review
Sheet Title	Southwest Corner Site View - Existing
	<b>R010</b>
Sheet	11 of 44



1 SW Site Perspective - Existing  
R010 Scale: Actual Size





NOT FOR  
CONSTRUCTION

Consultant

**dnca architects**  
924-A Shoofly Street, Santa Fe, NM 87505  
ph (505) 255-4033

**GEORGIA O'KEEFFE MUSEUM**  
**Section 106 Review**  
123 & 135 Grant Avenue, Santa Fe, NM 87501

Date	Issue

Date  
**December 18, 2023**

Drawn by \_\_\_\_\_ Checked by \_\_\_\_\_

File \_\_\_\_\_

Set  
**Section 106 Review**

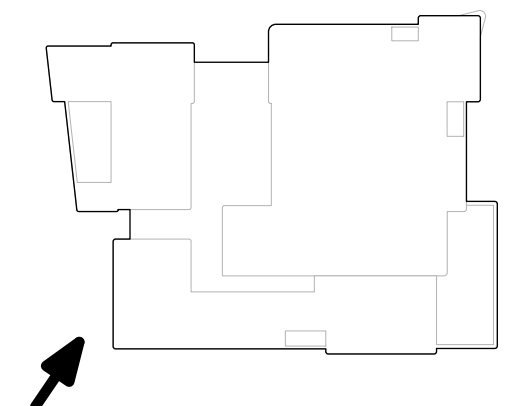
Sheet Title  
**Southwest Corner  
Site View**

**R011**

Sheet 12 of 44



1 SW Site Perspective  
R011 Scale: Actual Size





NOT FOR  
CONSTRUCTION

Consultant  
**dnca architects**  
924-A Shoofly Street, Santa Fe, NM 87505  
ph (505) 255-4033

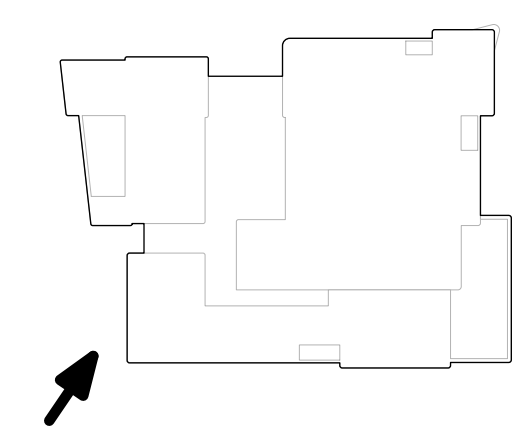
**GEORGIA O'KEEFFE MUSEUM**  
**Section 106 Review**  
123 & 135 Grant Avenue, Santa Fe, NM 87501

Date	Issue

Date	December 18, 2023
Drawn by	
Checked by	
File	
Set	Section 106 Review
Sheet Title	Southwest Corner Site View
Sheet	<b>R012</b>



1 SW Site Perspective  
R012 Scale: Actual Size

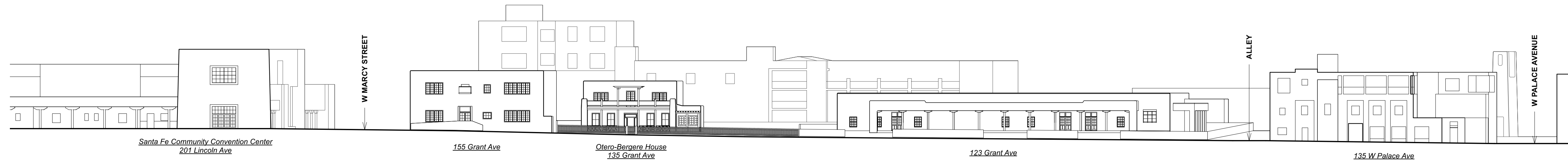




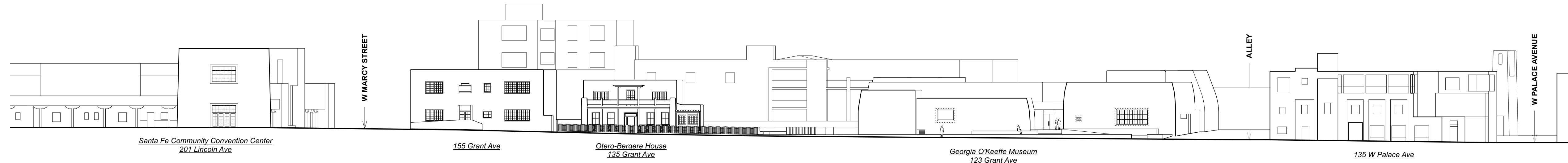
Date	Issue

Date  
**December 18, 2023**  
 Drawn by \_\_\_\_\_ Checked by \_\_\_\_\_  
 File  
 GOKM A250 Elevations Site.vrx  
 Set  
**Section 106 Review**  
 Sheet Title  
**Streetscape Elevations  
 Grant Avenue**

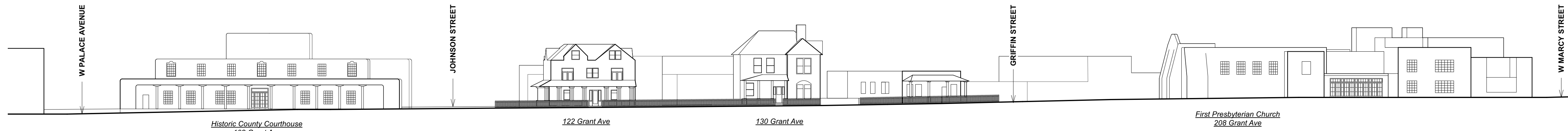
**A250h**  
 Sheet 14 of 44



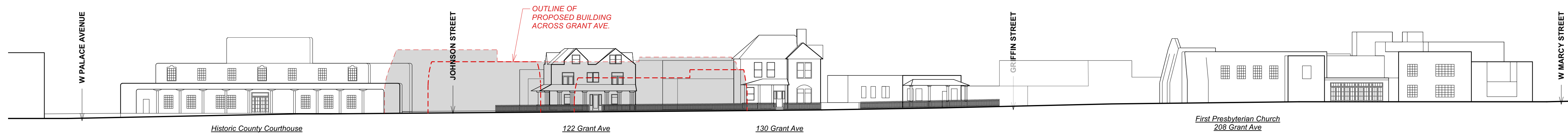
1 Existing Streetscape Elevation - Grant East  
 A250 Scale: 1" = 30'-0"



2 Proposed Streetscape Elevation - Grant East  
 A250 Scale: 1" = 30'-0"



3 Existing Streetscape Elevation - Grant West  
 A250 Scale: 1" = 30'-0"



4 Proposed Streetscape Elevation - Grant West  
 A250 Scale: 1" = 30'-0"



Consultant

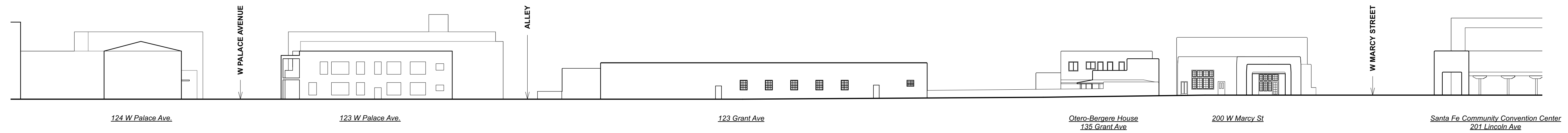
**dnca** architects  
 924-A Shoofly Street, Santa Fe, NM 87505  
 ph (505) 255-4033

**GEORGIA O'KEEFFE MUSEUM**  
**Section 106 Review**  
 123 & 135 Grant Avenue, Santa Fe, NM 87501

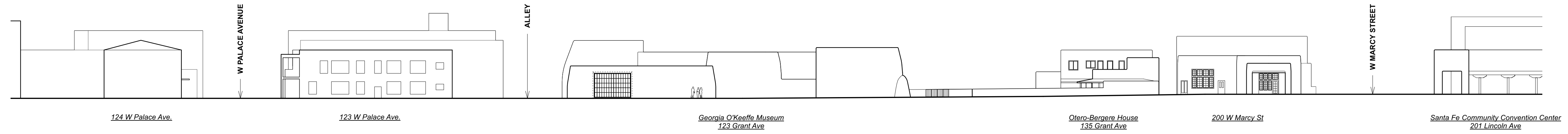
Date	Issue
December 18, 2023	

Date  
**December 18, 2023**  
 Drawn by \_\_\_\_\_ Checked by \_\_\_\_\_  
 File  
 GOKM A250 Elevations Site.vwx  
 Set  
**Section 106 Review**  
 Sheet Title  
**Streetscape Elevations  
 Sheridan Avenue**

**A251h**



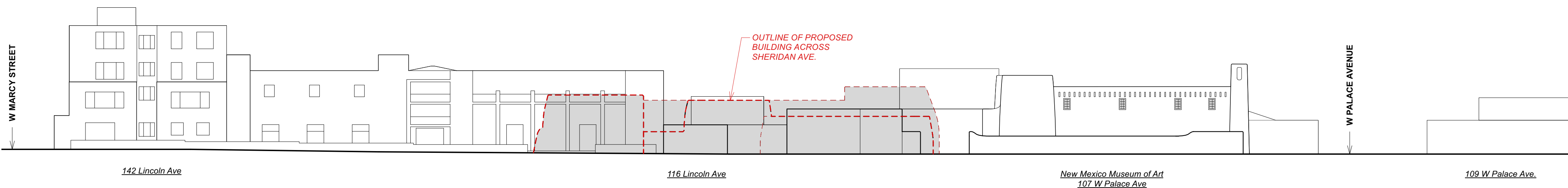
1 Existing Site Elevation - Sheridan West  
 Scale: 1" = 30'-0"



2 Proposed Site Elevation - Sheridan West  
 Scale: 1" = 30'-0"

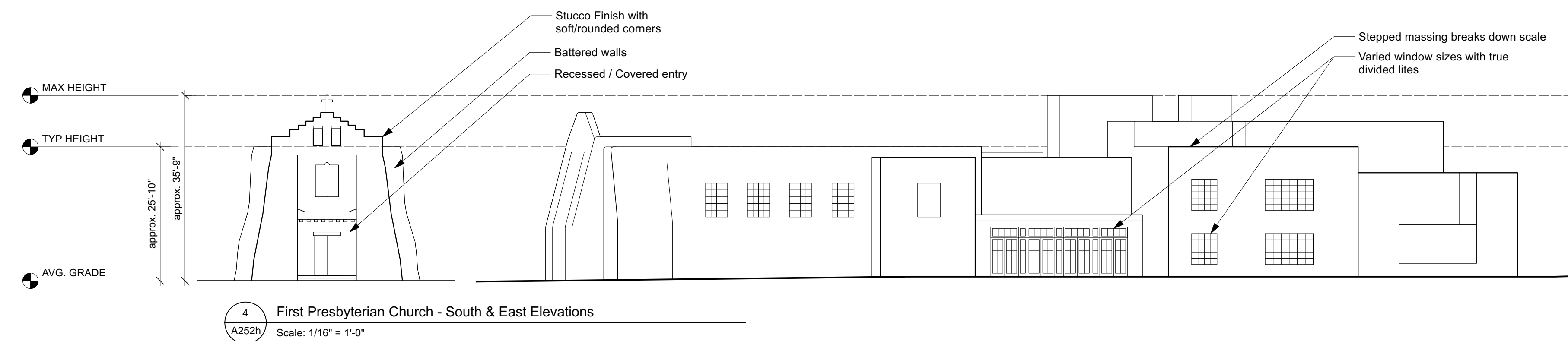
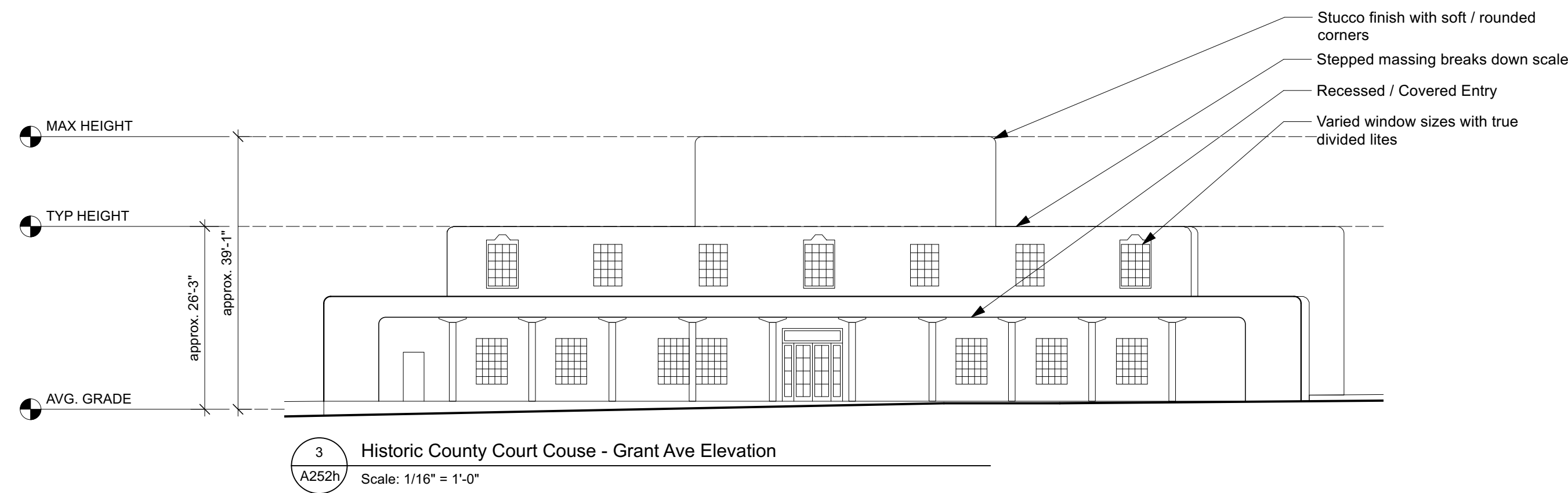
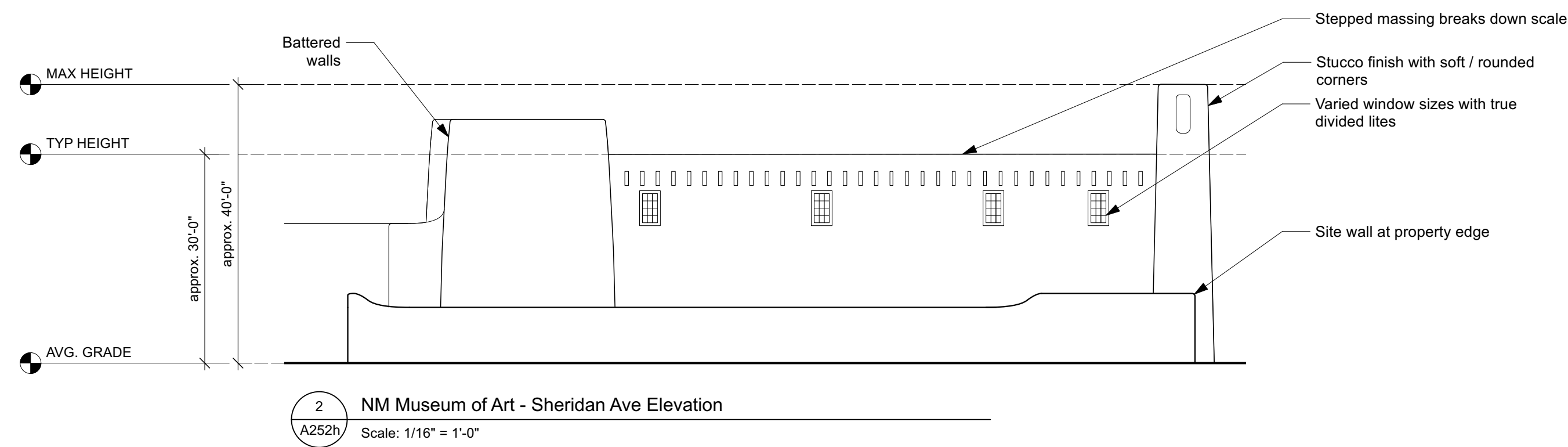
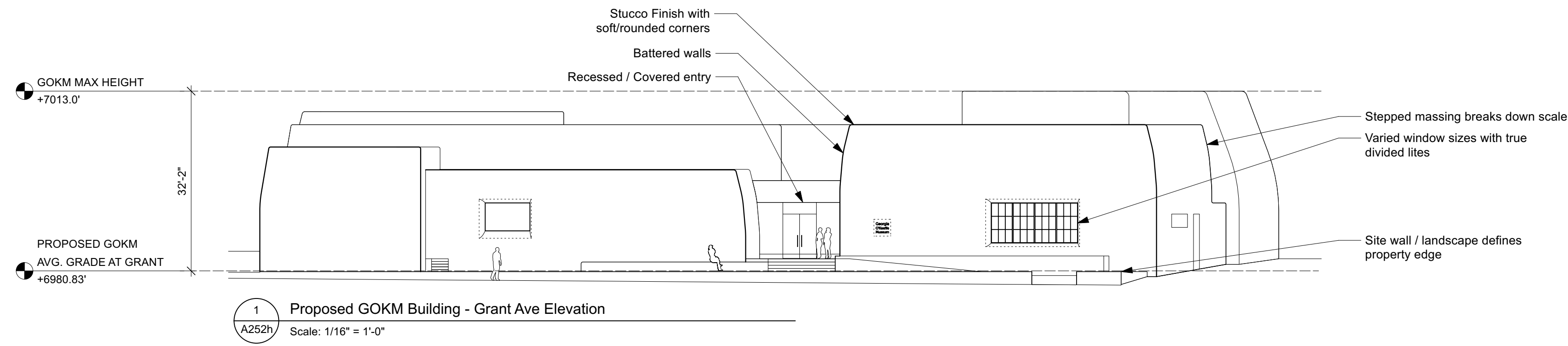


3 Existing Site Elevation - Sheridan East  
 Scale: 1" = 30'-0"



4 Proposed Site Elevation - Sheridan East  
 Scale: 1" = 30'-0"





**BUILDING HEIGHT NARRATIVE**

The proposed new Georgia O'Keeffe Museum Building takes massing and height cues from its streetscape and its historic neighbors. It maintains similar setbacks from the street and surrounding open space as its historic neighbors. The building's massing steps to break down the scale, and its material and apertures are compatible with the historic context, yet its detailing and profile are quietly distinct from that context.

The building's typical height is 26'-2" and its maximum height is 32'-2" above average grade at its primary Grant Ave. facade (max 30'-0" above the ground level finish floor). The proposed design includes a single story above grade, plus a basement. All rooftop mechanical equipment is concealed, either within the mechanical penthouse or behind tall parapets (A103h).

This proposed height is similar to adjacent buildings along the Grant Ave and Sheridan Avenue streetscapes (A250h-A251h) and is typically lower than nearby significant historical buildings.

The Otero-Bergere House is about 12" taller than adjacent proposed massing (A262h) and the historic Territorial house across Grant Ave is about 5 ft taller than the maximum proposed height (A261h). Other nearby historic buildings tend to have maximum heights between 35 ft and 40 ft above grade, taller than the proposed building.



Consultant

**dnca architects**  
924-A Shoofly Street, Santa Fe, NM 87505  
ph (505) 255-4033

**GEORGIA O'KEEFFE MUSEUM**  
**Section 106 Review**  
123 & 135 Grant Avenue, Santa Fe, NM 87501

Date Issue

Date  
December 18, 2023  
Drawn by  
Checked by  
File  
GOKM A250 Elevations Site.vwx  
Set  
Section 106 Review  
Sheet Title

Site Elevations - Historical Context

A252h

Sheet 16 of 44






FIRST PRESBYTERIAN CHURCH

HISTORIC COUNTY COURT HOUSE



OTERO-BERGERE HOUSE

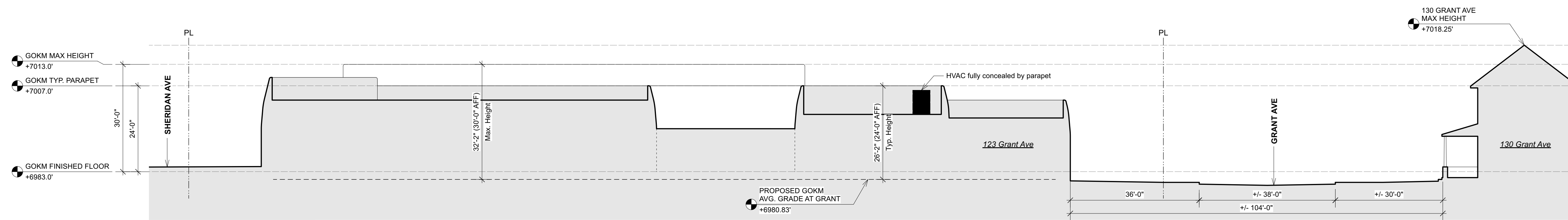
NEW MEXICO MUSEUM OF ART




### Building Scale

The building's footprint and massing echo the scale of historically significant neighbors, especially of other museums and cultural buildings





1 Proposed Site Section - East-West Across Grant  
 A261h Scale: 1/16" = 1'-0"



2 Site Perspective - Looking South Down Grant Ave  
 A261h Scale: Actual Size

Consultant

**dnca architects**  
 924-A Shoofly Street, Santa Fe, NM 87505  
 ph (505) 255-4033

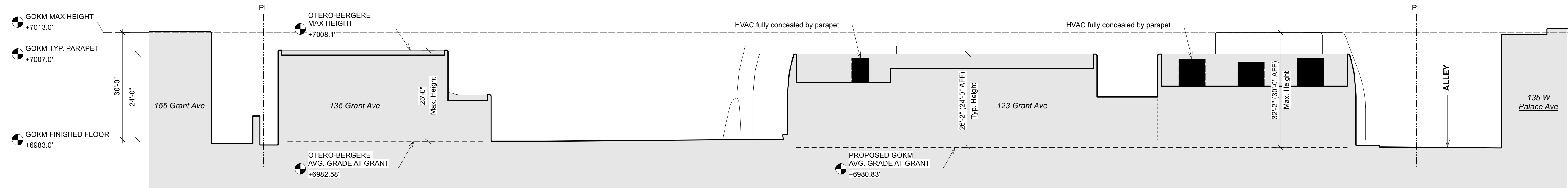
**GEORGIA O'KEEFFE MUSEUM**  
 Section 106 Review  
 123 & 135 Grant Avenue, Santa Fe, NM 87501

Date	Issue

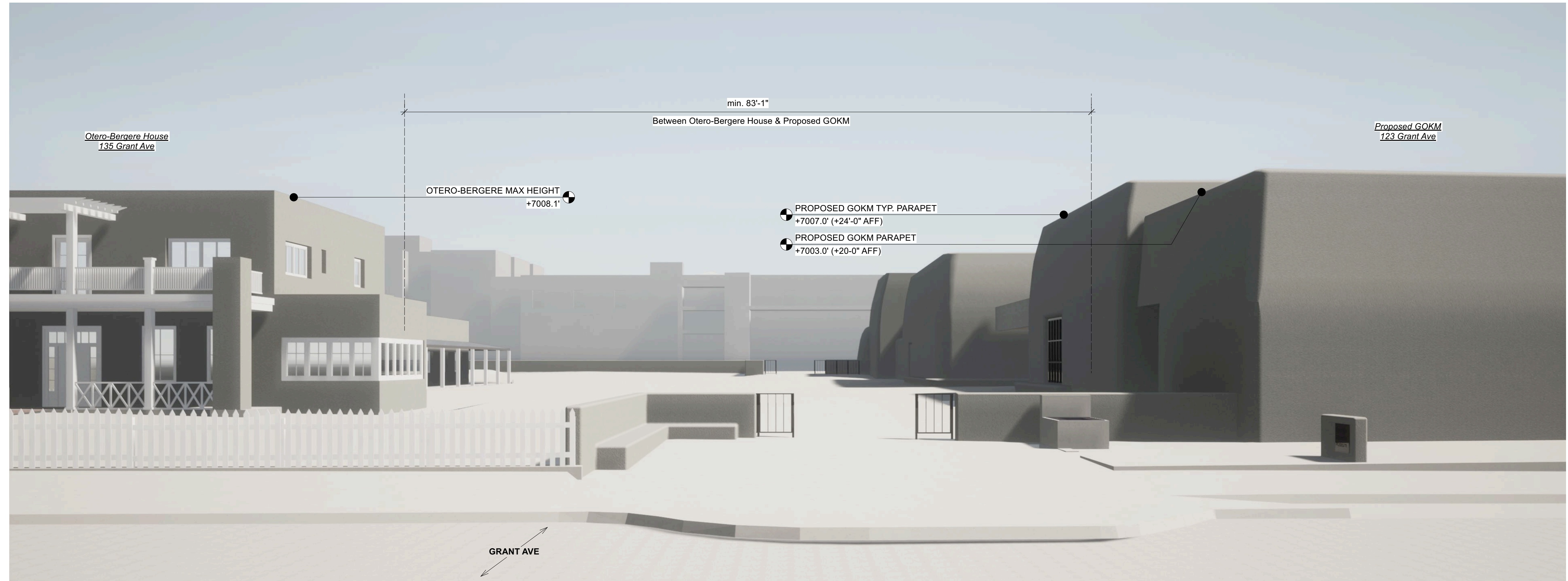
Date	December 18, 2023
Drawn by	
Checked by	
File	GOKM A250 Elevations Site.vwx
Set	Section 106 Review
Sheet Title	Relational Study - Grant Ave. Corridor

**A261h**





1 Proposed Site Section  
 A262h Scale: 1/16" = 1'-0"



2 Site Perspective - Looking East from Grant Ave.  
 A262h Scale: Actual Size

Consultant

**dnca** architects  
 924-A Shoofly Street, Santa Fe, NM 87505  
 ph (505) 255-4033

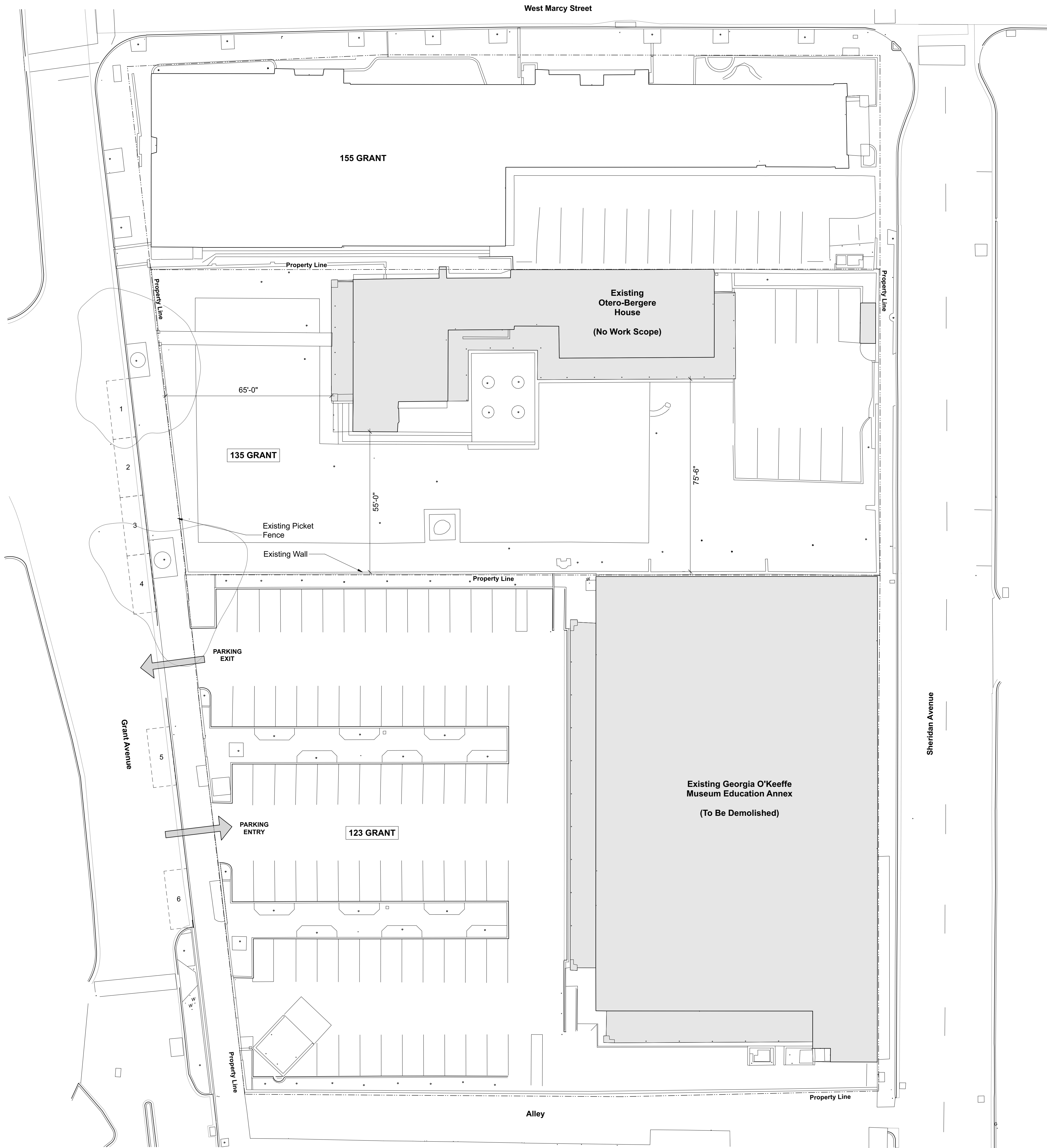
**GEORGIA O'KEEFFE MUSEUM**  
 Section 106 Review  
 123 & 135 Grant Avenue, Santa Fe, NM 87501

Date	Issue

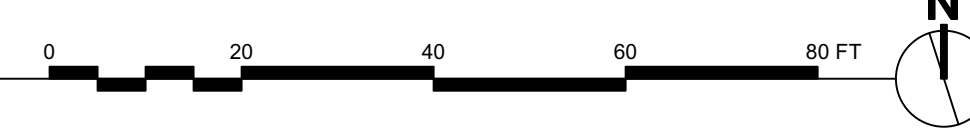
Date  
 December 18, 2023  
 Drawn by  
 Checked by  
 File  
 GOKM A250 Elevations Site.vwx  
 Set  
 Section 106 Review  
 Sheet Title  
 Relational Study -  
 GOKM and Otero-Bergere

**A262h**





1 Existing Site Plan  
ASD101h Scale: 1" = 20'-0"



NOT FOR CONSTRUCTION

Consultant

**dnca** architects  
924-A Shoofly Street, Santa Fe, NM 87505  
ph (505) 255-4033

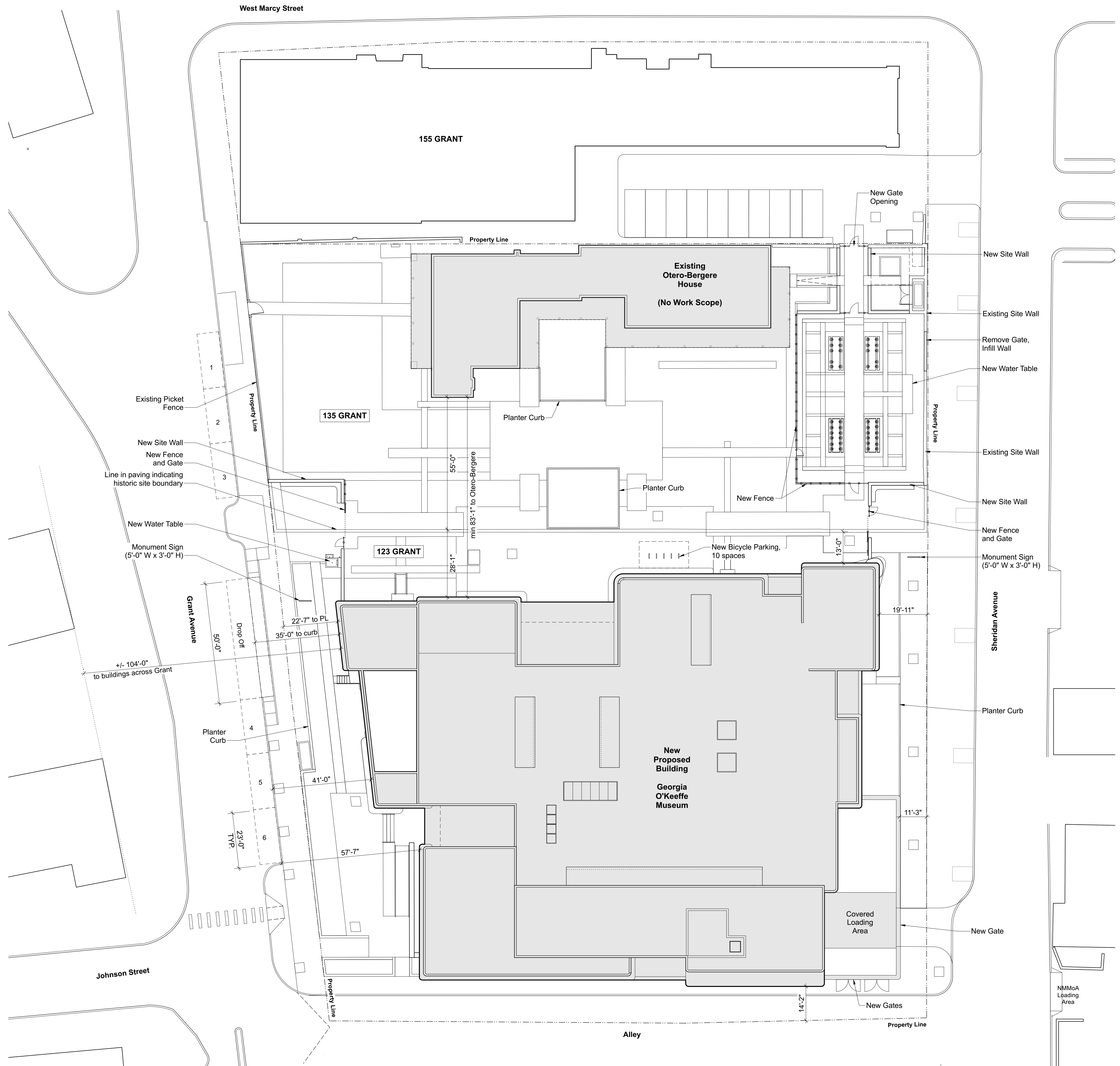
**GEORGIA O'KEEFFE MUSEUM**  
**Section 106 Review**  
123 & 135 Grant Avenue, Santa Fe, NM 87501

Date	Issue
December 18, 2023	

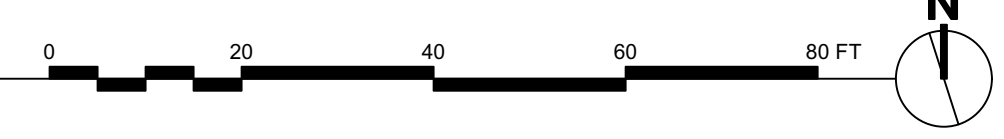
Drawn by: \_\_\_\_\_ Checked by: \_\_\_\_\_  
File: GOKM-AS100 Site Plan.vwx  
Set: Section 106 Review  
Sheet Title: Site Plan Existing

**ASD101h**





1 Proposed Site Plan  
AS101h Scale: 1" = 20'-0"



NOT FOR CONSTRUCTION

Consultant

**dnca architects**  
924-A Shoofly Street, Santa Fe, NM 87505  
ph (505) 255-4033

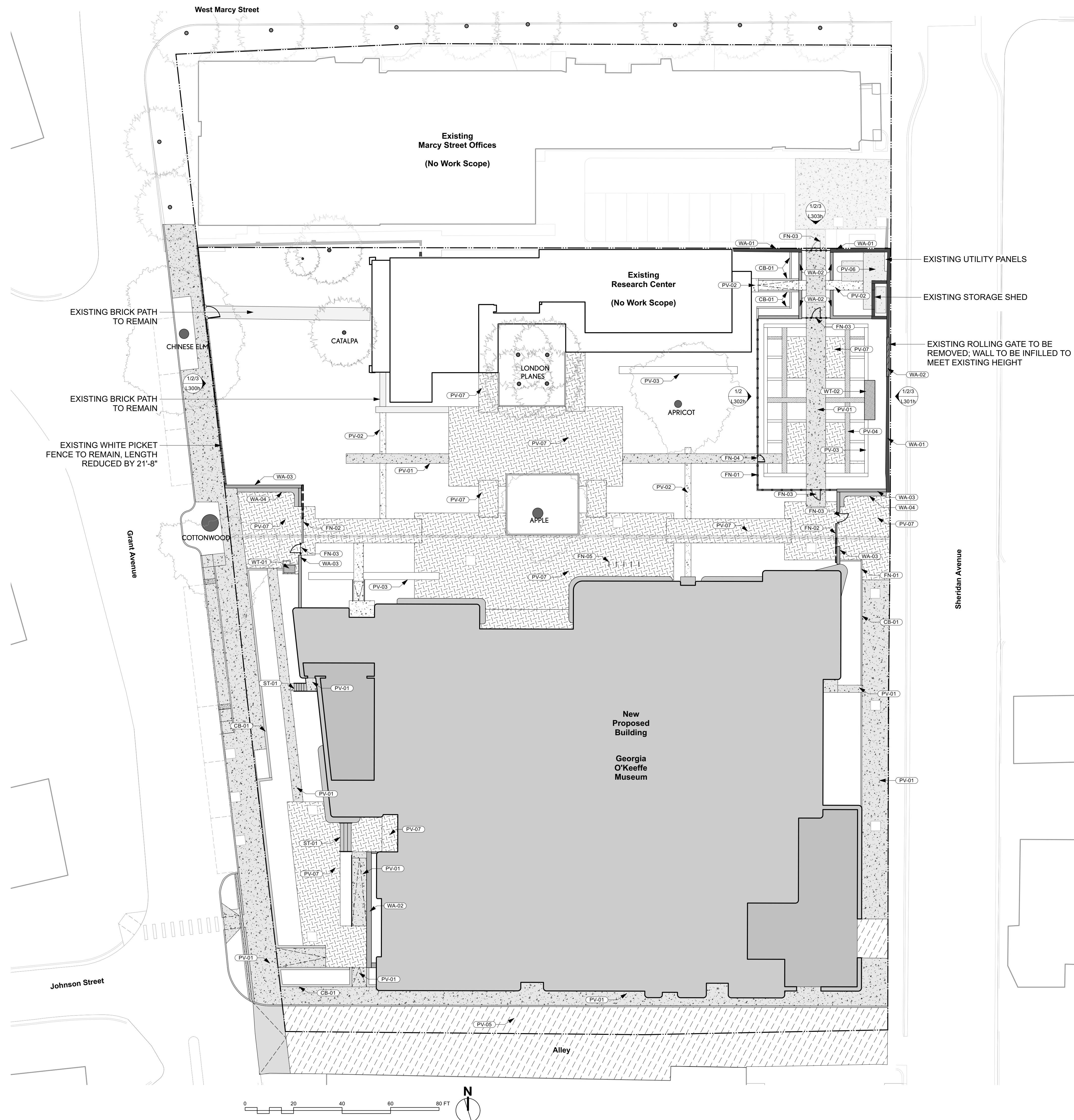
**GEORGIA O'KEEFFE MUSEUM**  
**Section 106 Review**  
123 & 135 Grant Avenue, Santa Fe, NM 87501

Date	Issue
December 18, 2023	
Drawn by	Checked by
File	GOKM -AS100 Site Plan.vwx
Set	Section 106 Review
Sheet Title	Proposed Site Plan
<b>AS101h</b>	
Sheet	21 of 44









MATERIALS LEGEND			
SYMBOL	KEYNOTE	DESCRIPTION	DETAIL
---		PROPERTY LINE	
●		EXISTING TREE TO REMAIN	
---		EXISTING WHITE PICKET FENCE	
Paving			
	PV-01	CONCRETE TYPE 1; SANDSTONE WITH NATIVE STONE EXPOSED AGGREGATE	
	PV-02	CONCRETE TYPE 2; SEQUOIA SAND WITH NATIVE STONE EXPOSED AGGREGATE	
	PV-03	RIVER STONE IRRIGATION CHANNEL	
	PV-04	DECOMPOSED GRANITE PAVING TO MATCH CONCRETE	
	PV-05	ASPHALT PAVING TO MATCH EXISTING	
	PV-06	GREY C.I.P CONCRETE	
	PV-07	FLAGSTONE	
Site			
	CB-01	GREY CONCRETE CURB	
	FN-01	METAL FENCE; DARK PATINA STEEL	
	FN-02	METAL GATE TYPE 1; DARK PATINA STEEL	
	FN-03	METAL GATE TYPE 2; DARK PATINA STEEL	
	FN-04	METAL GATE TYPE 3; DARK PATINA STEEL	
	FN-05	BIKE RACK; DARK PATINA STEEL	
	ST-01	GREY CONCRETE STEP	
	WA-01	EXISTING WALL TO REMAIN	
	WA-02	INFILL WALL (COLOR TO MATCH EXISTING WALL)	
	WA-03	WALL (COLOR TO MATCH PROPOSED BUILDING)	
	WA-04	BANCO WALL (COLOR TO MATCH PROPOSED BUILDING)	
	WT-01	CONCRETE WATER TABLE 1	
	WT-02	CONCRETE WATER TABLE 2	

NOT FOR CONSTRUCTION

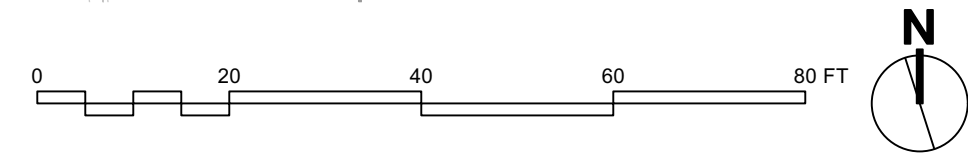
REED-HILDBRAND  
 LANDSCAPE ARCHITECTURE  
 33 Whitney Avenue  
 New Haven CT 06517  
 P 617 923 2422  
 www.reedhilderbrand.com

Consultant

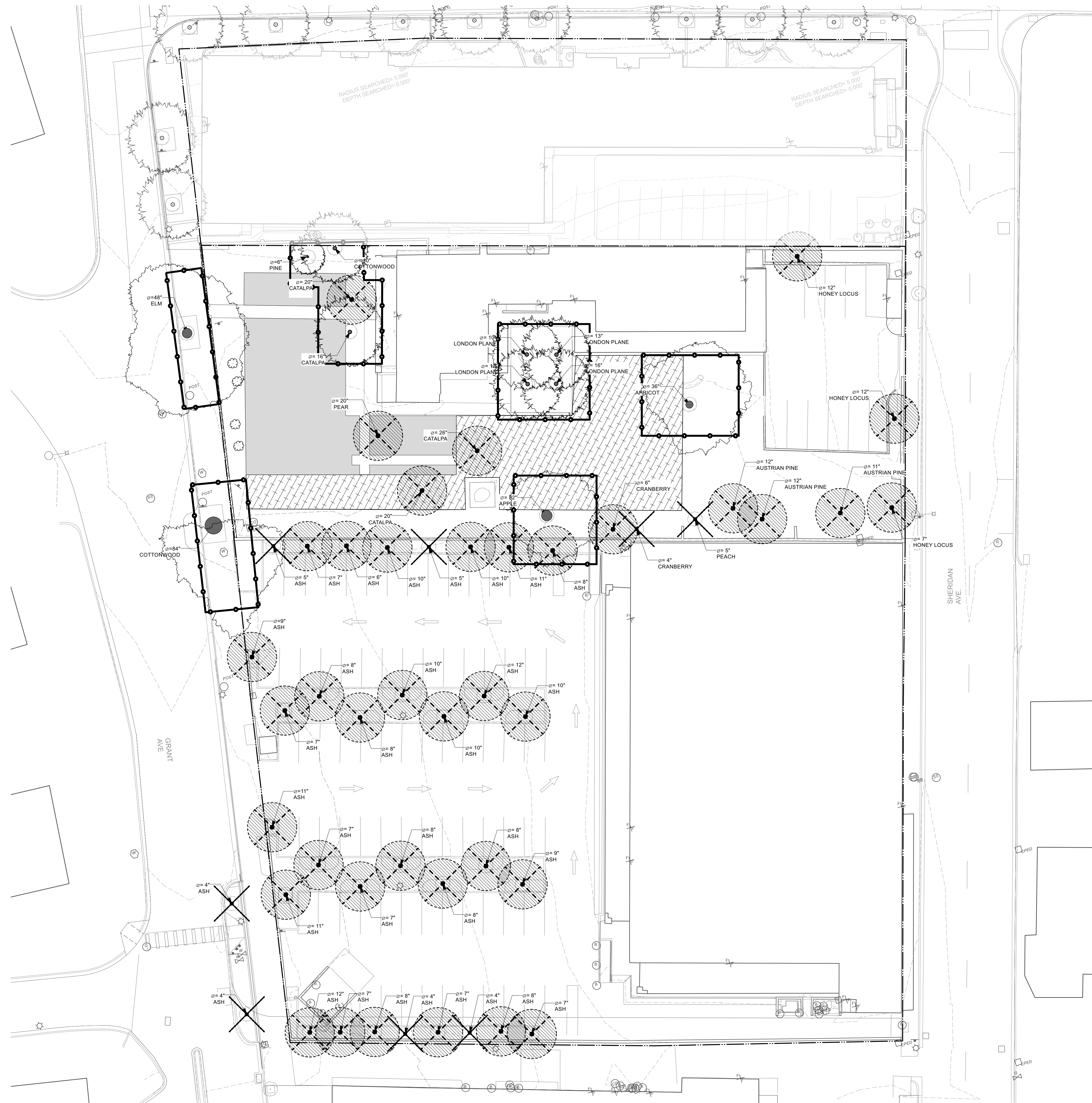
**dnca** architects  
 924-A Shoofly Street, Santa Fe, NM 87505  
 ph (505) 255-4033

**GEORGIA O'KEEFFE MUSEUM**  
 Section 106 Review  
 123 & 135 Grant Avenue, Santa Fe, NM 87501

Date	Issue
Date	December 18, 2023
Drawn by	Checked by
File	
Set	Section 106 Review
Sheet Title	Proposed Site Materials Plan
<b>L200h</b>	
Sheet	23 of 44







**GENERAL LEGEND**

SYMBOL	DESCRIPTION
	PROPERTY LINE
	EXISTING TREE TO REMAIN
	AREA OF EXISTING LAWN TO REMAIN

**PLANTING DEMOLITION AND PROTECTION**

SYMBOL	DESCRIPTION
	EXISTING LAWN TO BE REMOVED
	TREES TO BE REMOVED
	SIGNIFICANT TREES TO BE REMOVED AND REPLACED *Notes: Projected disturbance from grading operations and new construction will impact a total of 36 significant deciduous trees and 3 significant evergreen trees: 2 of 36 significant deciduous trees are in Otero-Bergere House parking lot, 26 of 36 significant deciduous trees are in existing Safeway parking lot, 1 Catalpa tree in front of Bergere House is declining; 4 significant deciduous trees and 3 significant evergreen trees are along proposed path.
	TREE PROTECTION FENCING, ROOT PROTECTION MATTING REQUIRED WITHIN DRIPLINE. ROOT PRUNING TO BE COMPLETED BY CERTIFIED ARBORIST WITH AIR SPADE AND HAND TOOLS ONLY.

**SIGNIFICANT TREES**

GOKM SITE				
SIGNIFICANT TREES	EXISTING	PRESERVED	REPLACE	TOTAL PROPOSED
DECIDUOUS (> 6" CAL)	44	8	36	SEE L-500
EVERGREEN (> 8' HEIGHT)	4	1	3	SEE L-500
PINON PINE (> 8' HEIGHT)	0	0	0	-
TOTAL	48	9	39	SEE L-500
LAWN	EXISTING (PERCENTAGE OF SITE)		LAWN TO BE REMOVED (PERCENTAGE OF EXISTING)	
LAWN	9,552 SF (11.05%)		5,601 SF (58.63%)	

**TREE PRESERVATION NOTES**

- The property includes 48 significant trees as defined by City of Santa Fe Land Use Code 14-8.4. Projected disturbance from grading operations and new construction will impact a total of 36 significant deciduous trees and 3 significant evergreen trees: 2 of 36 significant deciduous trees are in Otero-Bergere House parking lot, 26 of 36 significant deciduous trees are in existing Safeway parking lot, 1 Catalpa tree in front of Bergere House is declining; 4 significant deciduous trees and 3 significant evergreen trees are along proposed path.
- Per Section 14-8.4 (F)(5), if relocation of existing significant trees is not possible within these guidelines, then equivalent plant material shall be provided. Replacement evergreen trees shall be six (6) feet tall or taller, replacement deciduous trees shall be two (2) inches caliper or greater. A minimum of 39 trees will be replaced by required sizes.
- Tree and shrub removal shall include the felling, cutting, grubbing out of roots and satisfactory off-site disposal of all stumps vegetative and extraneous debris produced through the removal operations.
- Existing trees and shrubs to remain shall not be altered under any circumstances and must remain in the same condition as observed prior to construction.
- No heavy machinery is to be used within the root system of existing trees. Excavation within root system zones is to be performed by hand.
- Contractor shall stabilize disturbed areas immediately to prevent the establishment of invasive plants.

NOT FOR CONSTRUCTION

REED-HILDERBRAND  
LANDSCAPE ARCHITECTURE  
33 Whitney Avenue  
New Haven CT 06517  
P 617 923 2422  
www.reedhilderbrand.com

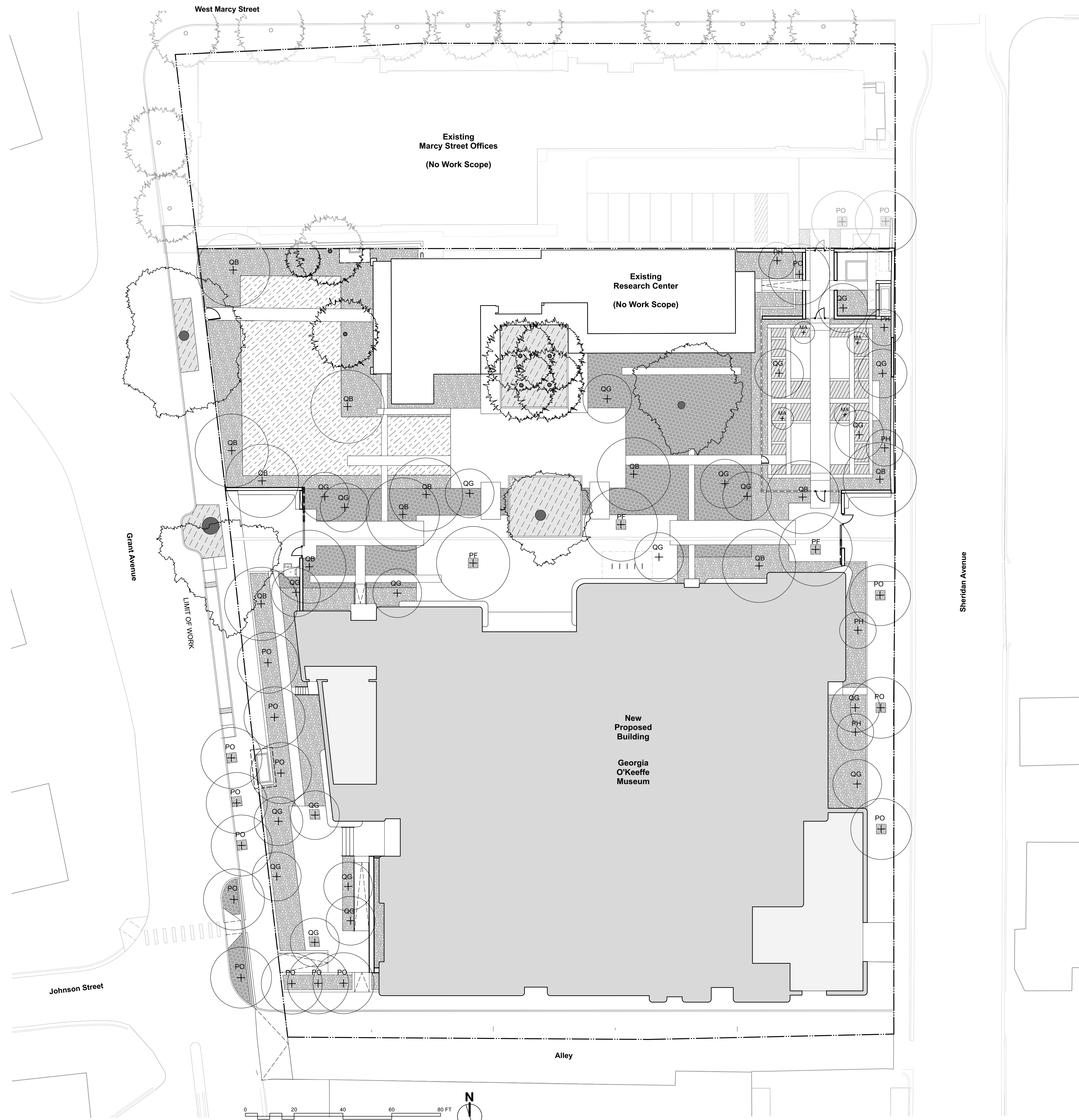
Consultant

**dnca** architects  
924-A Shoofly Street, Santa Fe, NM 87505  
ph (505) 255-4033

**GEORGIA O'KEEFFE MUSEUM**  
Section 106 Review  
123 Grant Avenue, Santa Fe, NM 87501

Date	Issue
Date	December 18, 2023
Drawn by	Checked by
File	
Set	Section 106 Review
Sheet Title	Existing Planting Plan
Sheet	L-500
Sheet	24 of 44





**GENERAL LEGEND**

SYMBOL	DESCRIPTION
---	PROPERTY LINE
●	EXISTING TREE TO REMAIN
PLANTING LEGEND	
SYMBOL	DESCRIPTION
[Pattern]	GARDEN TYPE 1 (PERENNIALS WITH LOW DENSITY SHRUBS)
[Pattern]	GARDEN TYPE 2 (PERENNIALS WITH HIGH DENSITY SHRUBS)
[Pattern]	VEGETABLE GARDEN
[Pattern]	GROUNDCOVER AT EXISTING TREES
[Pattern]	LAWN SOD
⊕	PROPOSED TREES

**PLANTING - CODE REQUIREMENTS**

GOKM SITE OPEN SPACE PLANTING			
OPEN SPACE 10% LOT AREA (86,445 SF): 8,645 SF	REQUIRED	EXISTING TO REMAIN DECIDUOUS/ EVERGREEN	PROPOSED DECIDUOUS/ EVERGREEN
TREES (1 TREE/ 500 SF, 25% EVERGREEN)	18 TREES (5 EVERGREEN)	0/ 1	50/ 5
SHRUBS (2 SHRUBS/ 500 SF, 25% EVERGREEN)	36 SHRUBS (9 EVERGREEN)	0/ 0	450/ 25

**Plant List**

Trees					
ID	Qty	Latin Name	Common Name	Size	Remarks
PH	5	<i>Pinus heldreichii</i>	Bosnian pine	2'- 2.5" cal	B+B, Evergreen
PO	15	<i>Platanus x acerifolia</i>	Plane Tree	4" cal	B+B
PF	3	<i>Populus fremontii</i>	Cottonwood	5" cal	B+B
QB	12	<i>Quercus buckleyi</i>	Texas Red Oak	3" cal	B+B
QG	20	<i>Quercus gambelii</i>	Gambel Oak	4" cal	B+B
Understory Trees					
ID	Qty	Latin Name	Common Name	Size	Remarks
MA	4	<i>Morpark Apricot</i>	Apricot	2" cal, 12'-14" H	B+B
Shrubs					
ID	Qty	Latin Name	Common Name	Size	Remarks
	35	<i>Arctostaphylos x coloradensis</i>	Colorado Manzanita	5 gal.	Container, Evergreen
	20	<i>Amelanchier lufthensis</i>	Utah Serviceberry	2" cal, 4'-6" H	B&B
	25	<i>Artemisia tridentata</i>	Big Sagebrush	5 gal.	Container, Evergreen
	75	<i>Buddleia x davidii</i>	Butterfly Bush	5 gal, 3'-4" H	Container
	35	<i>Chamaebataria millefolium</i>	Fernbush	5 gal.	Container
	15	<i>Cotinus coccinea</i>	Smokebush	5 gal.	Container
	55	<i>Fallugia paradoxa</i>	Apache Plum	5 gal, 3'-4" H	Container
	100	<i>Forestiera pubescens</i>	New Mexican Privet	2" cal, 4'-6" H	B&B
	20	<i>Philadelphus microphyllus</i>	Mock Orange	5 gal, 3'-4" H	Container
	35	<i>Rhus trilobata</i>	3 Leaf Sumac	5 gal.	Container
	35	<i>Syringa vulgaris</i>	Lilac	5 gal, 3'-4" H	Container
	25	<i>Viburnum rhytidophyllum</i>	Leather Leaf Viburnum	5 gal, 3'-4" H	Container
	15	<i>Vitex agnus-castus</i>	Chaste Tree	5 gal, 3'-4" H	Container
Perennials					
ID	Qty	Latin Name	Common Name	Size	Remarks
	200	<i>Agaache</i>	Hummingbird Mint	4" pot	
	125	<i>Agaache palliflora</i>	Purple Hyssop	4" pot	
	125	<i>Agaache rupestris</i>	Sunset Hyssop	4" pot	
	125	<i>Echinacea purpurea</i>	Purple Coneflower	4" pot	
	200	<i>Gaura lindheimeri</i>	Bee Blossom	4" pot	
	200	<i>Lavandula</i>	Lavender	4" pot	
	125	<i>Penstemon strictus</i>	Penstemon	4" pot	
Groundcovers					
ID	Qty (SF)	Latin Name	Common Name	Size	Remarks
	1,000	<i>Arctostaphylos uva ursi</i>	Bearberry	1 pint	6" o.c.
	1,000	<i>Prunus pennsylvanica</i>	Western Sand Cherry	1 pint	18" o.c.
	1,000	<i>Thymus serpyllum</i>	Wild Thyme	1 pint	6" o.c.
	4,113		Sodded Lawn		
Vines					
ID	Qty	Latin Name	Common Name	Size	Remarks
	30	<i>Clematis columbiana</i>	Clematis	1 gal.	
	30	<i>Clematis ligusticifolia</i>	Western Clematis	1 gal.	
Vegetable Garden					
ID	Qty (SF)	Latin Name	Common Name	Size	Remarks
	958				

**PLANTING NOTES**

- The Contractor shall supply all plant material in quantities sufficient to complete the planting shown on all drawings.
- Contractor shall verify all existing conditions in the field. Report any discrepancies to the Landscape Architect for design prior to commencing planting.
- All plant material shall conform to the guidelines established by "The American Standard for Nursery Stock" published by the American Nursery and Landscape Association, latest edition.
- All plants shall be balled and burlap unless otherwise noted on the plant list.
- All plants shall be approved by Landscape Architect prior to their installation at the site.
- Contractor shall stake all plant locations in the field. Obtain approval of Landscape Architect before starting plant installations.
- Plants to be transplanted shall be flagged and exact planting locations staked in the field.
- All areas disturbed by construction activities are to be fine graded and seeded.

NOT FOR CONSTRUCTION

REED-HILDERBRAND  
LANDSCAPE ARCHITECTURE  
33 Whitney Avenue  
New Haven CT 06517  
P 617 923 2422  
www.reedhilderbrand.com

dnca architects  
924-A Shoofly Street, Santa Fe, NM 87505  
ph (505) 255-4033

GEORGIA O'KEEFE MUSEUM  
Section 106 Review  
123 & 135 Grant Avenue, Santa Fe, NM 87501

Date: \_\_\_\_\_ Issue: \_\_\_\_\_

Date: **December 18, 2023**

Drawn by: \_\_\_\_\_ Checked by: \_\_\_\_\_

File: \_\_\_\_\_

Set: **Section 106 Review**

Sheet Title: **Proposed Planting Plan**

**L-510**

Sheet 25 of 44





1 Proposed Floor Plan: Basement Level  
 A100h Scale: 3/32" = 1'-0"



NOT FOR  
 CONSTRUCTION

Consultant

**dnca** architects  
 924-A Shoofly Street, Santa Fe, NM 87505  
 ph (505) 255-4033

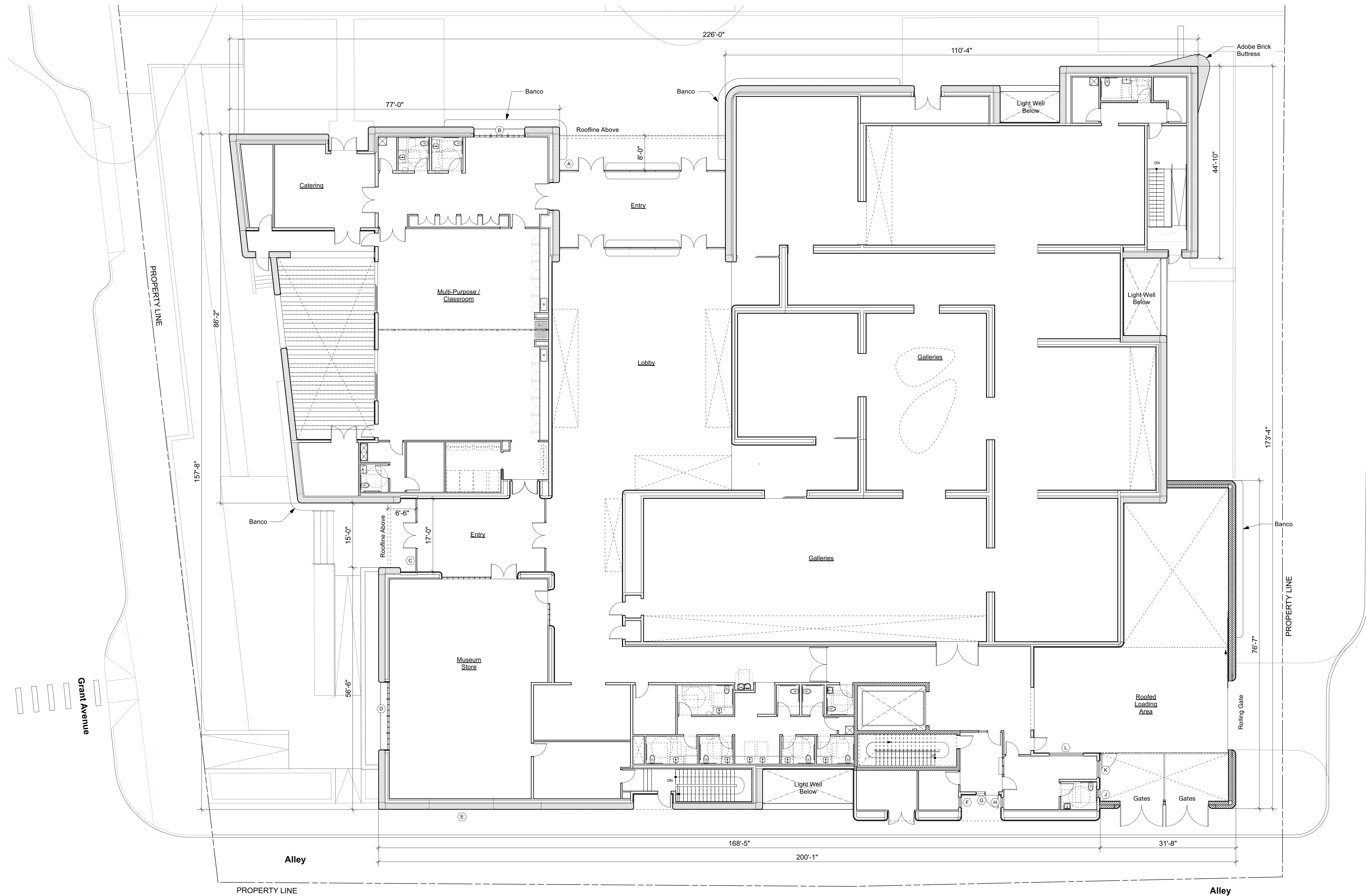
**GEORGIA O'KEEFFE MUSEUM**  
**Section 106 Review**  
 123 & 135 Grant Avenue, Santa Fe, NM 87501

Date	Issue

Date  
**December 18, 2023**  
 Drawn by \_\_\_\_\_ Checked by \_\_\_\_\_  
 File  
 GOKM A100 Plans.vwx  
 Set  
**Section 106 Review**  
 Sheet Title  
**Proposed Floor Plan  
 Basement Level**

**A100h**





1 Proposed Floor Plan: Ground Level  
 A101h Scale: 3/32" = 1'-0"



NOT FOR CONSTRUCTION

Consultant

**dnca** architects  
 924-A Shoofly Street, Santa Fe, NM 87505  
 ph (505) 255-4033

**GEORGIA O'KEEFFE MUSEUM**  
 Section 106 Review  
 123 & 135 Grant Avenue, Santa Fe, NM 87501

Date

Issue

Date

December 18, 2023

Drawn by

Checked by

File

GOKM A100 Plans.vwx

Set

Section 106 Review

Sheet Title

Proposed Floor Plan

Ground Level

A101h

Sheet

27 of 44





1 Proposed Floor Plan: Mechanical Penthouse Level  
 A102h Scale: 3/32" = 1'-0"



NOT FOR CONSTRUCTION

Consultant

**dnca** architects  
 924-A Shoofly Street, Santa Fe, NM 87505  
 ph (505) 255-4033

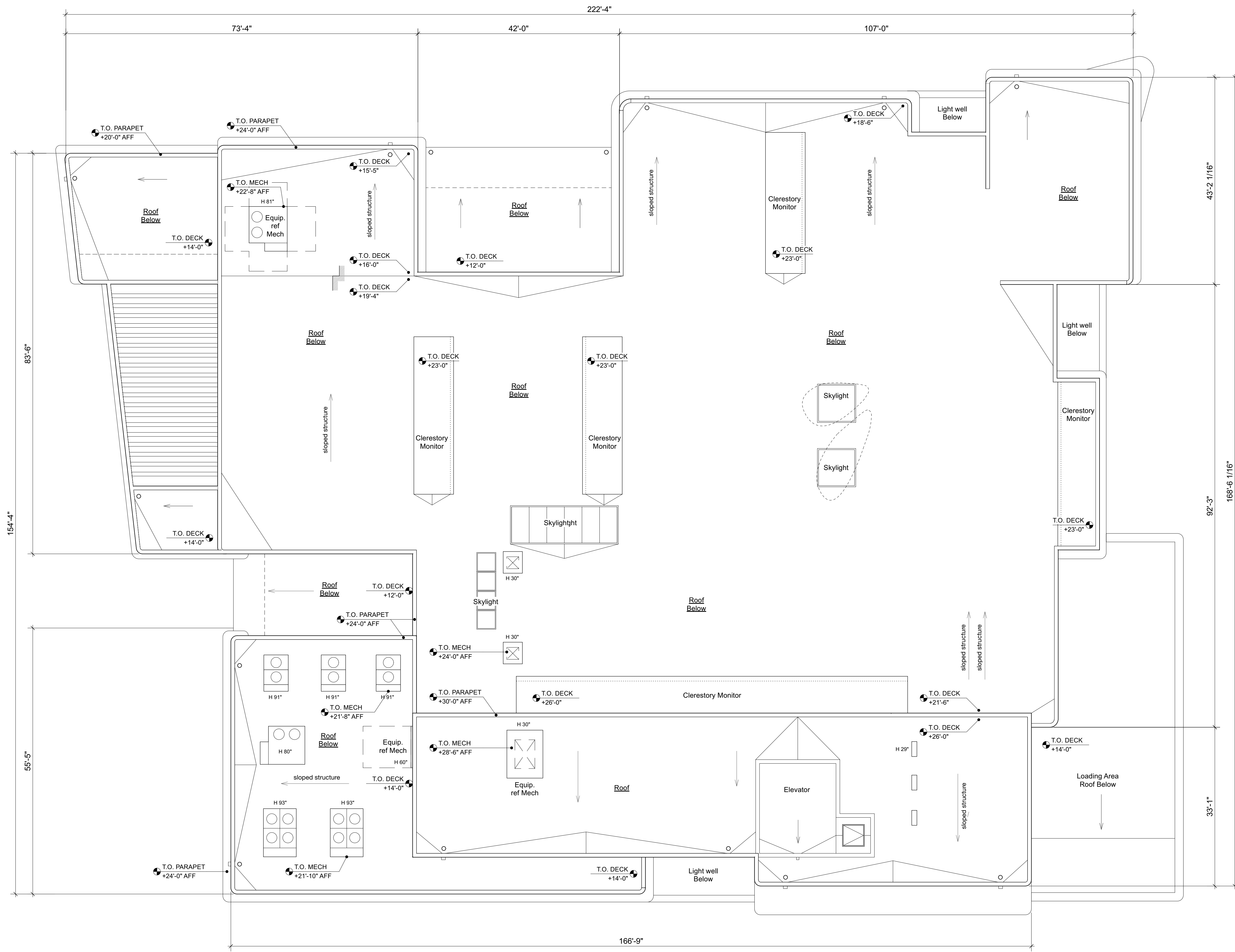
**GEORGIA O'KEEFFE MUSEUM**  
 Section 106 Review  
 123 & 135 Grant Avenue, Santa Fe, NM 87501

Date	Issue
December 18, 2023	

Drawn by: \_\_\_\_\_ Checked by: \_\_\_\_\_  
 File: GOKM A100 Plans.vwx  
 Set: Section 106 Review  
 Sheet Title: Proposed Floor Plan Mechanical Penthouse

**A102h**





1 Proposed Roof Plan  
 A103h Scale: 3/32" = 1'-0"

NOT FOR CONSTRUCTION

Consultant

**dnca architects**  
 924-A Shoofly Street, Santa Fe, NM 87505  
 ph (505) 255-4033

**GEORGIA O'KEEFFE MUSEUM**  
**Section 106 Review**  
 123 & 135 Grant Avenue, Santa Fe, NM 87501

Date	Issue

Date  
**December 18, 2023**  
 Drawn by  
 Checked by  
 File  
 GOKM A100 Plans.vwx  
 Set  
**Section 106 Review**  
 Sheet Title  
**Proposed Roof Plan**

**A103h**



NOT FOR CONSTRUCTION

Consultant

**dnca** architects  
924-A Shoofly Street, Santa Fe, NM 87505  
ph (505) 255-4033

**GEORGIA O'KEEFFE MUSEUM**  
Section 106 Review  
123 & 135 Grant Avenue, Santa Fe, NM 87501

Date

Issue

Date

December 18, 2023

Drawn by

Checked by

File

GOKM A200 Elevations.vwx

Set

Section 106 Review

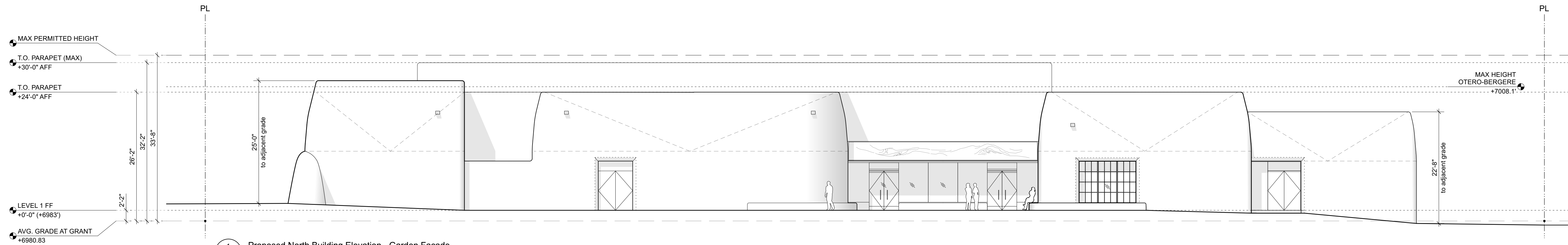
Sheet Title

Proposed Building Elevations

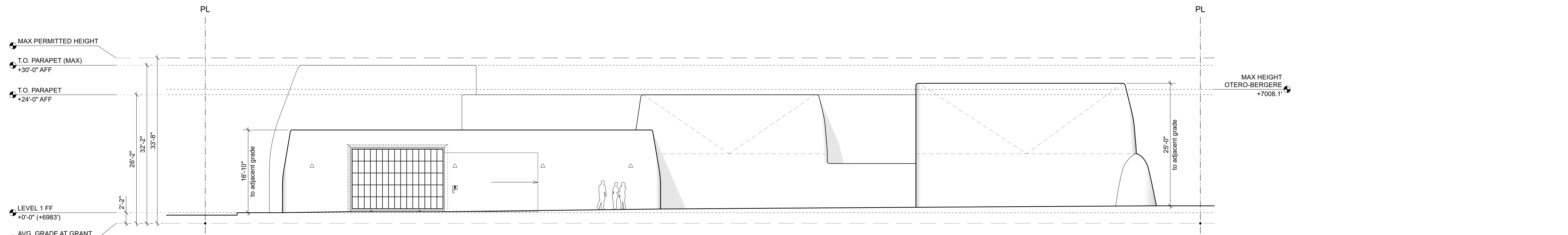
A200h

Sheet

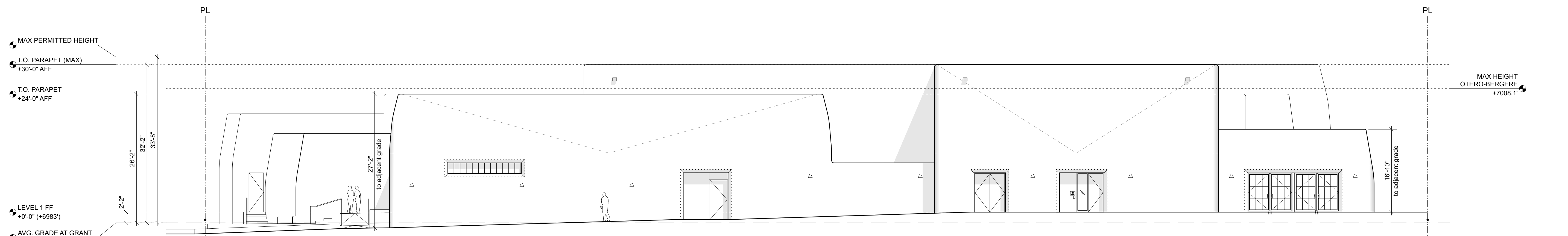
30 of 44



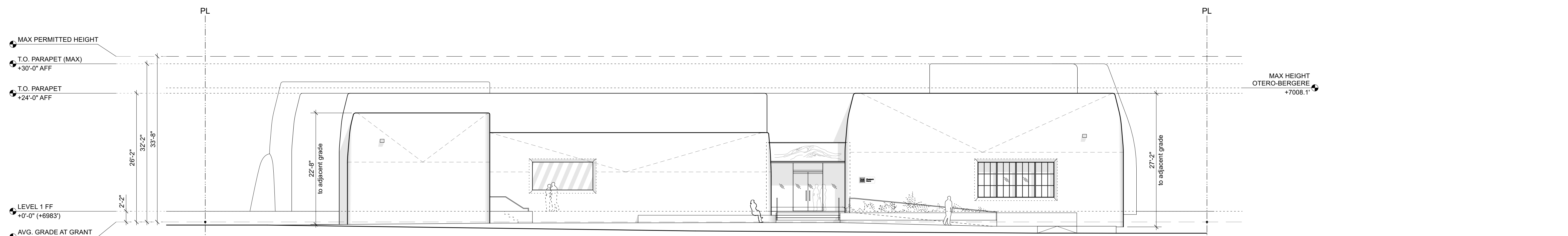
1 Proposed North Building Elevation - Garden Facade  
A200h Scale: 3/32" = 1'-0"



2 Proposed East Building Elevation - Sheridan Street Facade  
A200h Scale: 3/32" = 1'-0"



3 Proposed South Building Elevation - Alley Facade  
A200h Scale: 3/32" = 1'-0"



4 Proposed West Building Elevation - Grant Avenue Facade  
A200h Scale: 3/32" = 1'-0"



NOT FOR  
CONSTRUCTION

Consultant

**dnca architects**  
924-A Shoofly Street, Santa Fe, NM 87505  
ph (505) 255-4033

**GEORGIA O'KEEFFE MUSEUM**  
**Section 106 Review**  
123 & 135 Grant Avenue, Santa Fe, NM 87501

Date	Issue

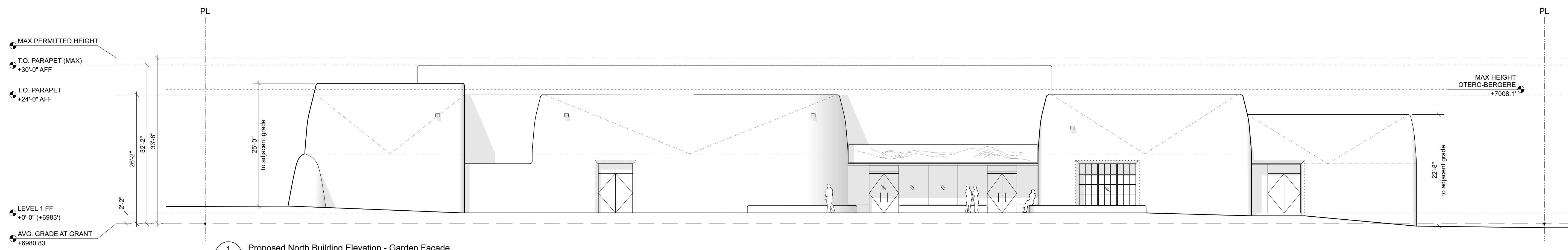
Date  
**December 18, 2023**  
Drawn by  
Checked by

File  
GOKM A200 Elevations.vwx  
Set  
Section 106 Review  
Sheet Title

**Proposed North  
Building Elevation**

**A201h**

Sheet 31 of 44



1 Proposed North Building Elevation - Garden Facade  
A201h Scale: 3/32" = 1'-0"



NOT FOR  
CONSTRUCTION

Consultant

**dnca architects**  
924-A Shoofly Street, Santa Fe, NM 87505  
ph (505) 255-4033

**GEORGIA O'KEEFFE MUSEUM**  
**Section 106 Review**  
123 & 135 Grant Avenue, Santa Fe, NM 87501

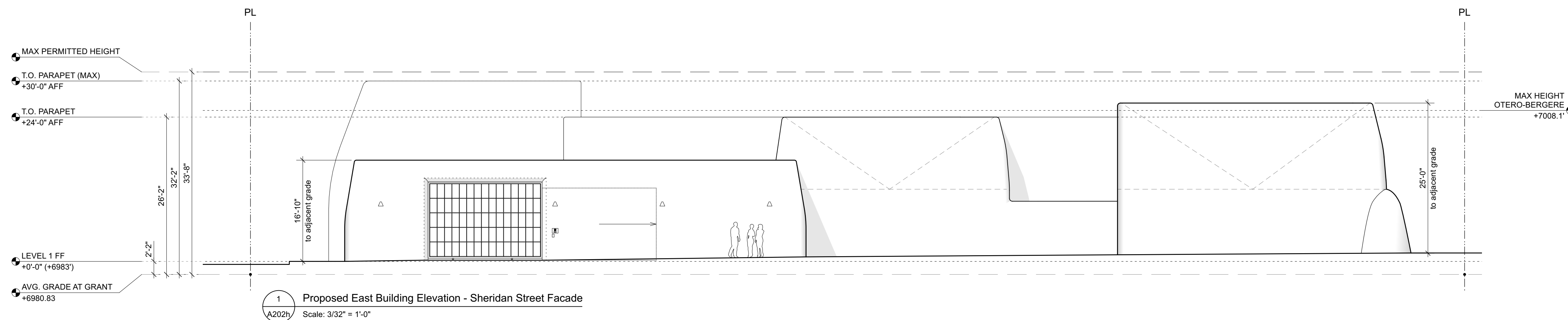
Date	Issue
December 18, 2023	

Date  
**December 18, 2023**  
 Drawn by \_\_\_\_\_ Checked by \_\_\_\_\_  
 File  
 GOKM A200 Elevations.vwx  
 Set  
**Section 106 Review**  
 Sheet Title

**Proposed East Building Elevation**

**A202h**

Sheet 32 of 44



1 Proposed East Building Elevation - Sheridan Street Facade  
A202h Scale: 3/32" = 1'-0"



NOT FOR  
CONSTRUCTION

Consultant

**dnca architects**  
924-A Shoofly Street, Santa Fe, NM 87505  
ph (505) 255-4033

**GEORGIA O'KEEFFE MUSEUM**  
**Section 106 Review**  
123 & 135 Grant Avenue, Santa Fe, NM 87501

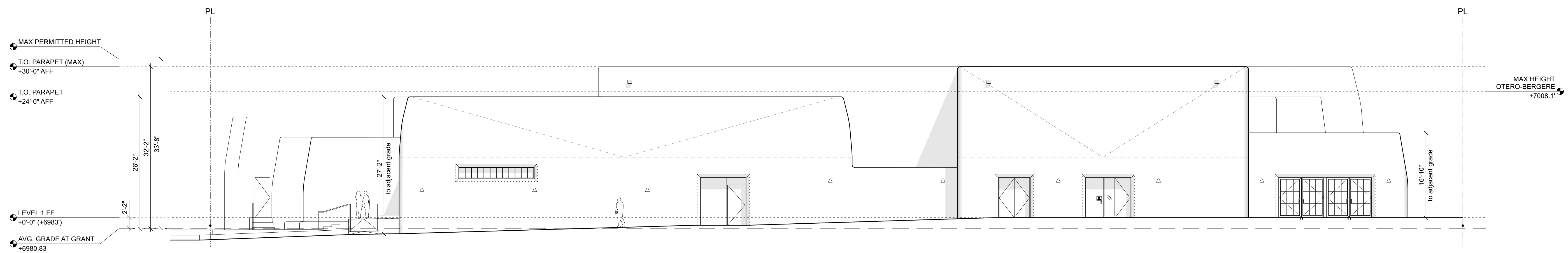
Date	Issue

Date  
**December 18, 2023**  
Drawn by  
Checked by  
File  
GOKM A200 Elevations.vwx  
Set  
Section 106 Review  
Sheet Title

**Proposed South Building Elevation**

**A203h**

Sheet 33 of 44



1 Proposed South Building Elevation - Alley Facade  
A203h Scale: 3/32" = 1'-0"



NOT FOR  
CONSTRUCTION

Consultant  
**dnca architects**  
924-A Shoofly Street, Santa Fe, NM 87505  
ph (505) 255-4033

**GEORGIA O'KEEFFE MUSEUM**  
**Section 106 Review**  
123 & 135 Grant Avenue, Santa Fe, NM 87501

Date	Issue

Date  
**December 18, 2023**

Drawn by

Checked by

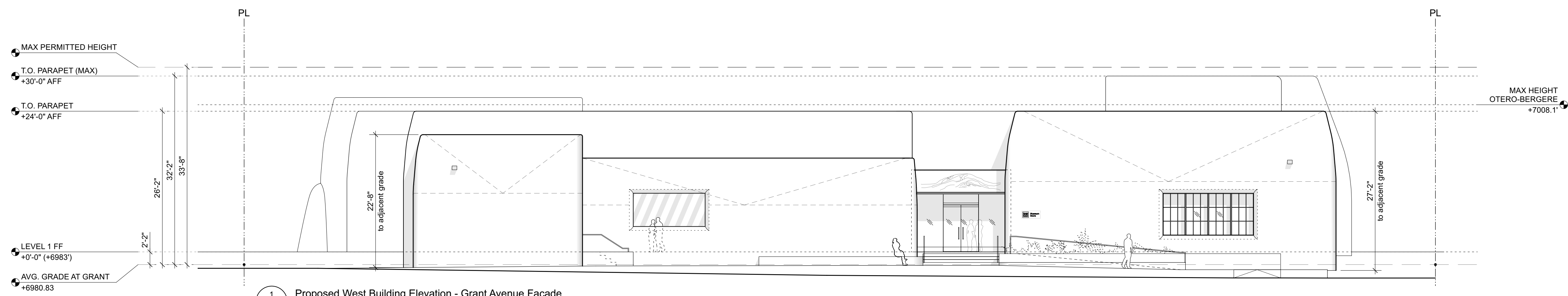
File  
GOKM A200 Elevations.vwx

Set

Sheet Title  
**Section 106 Review**

**Proposed West Building Elevation**

**A204h**



1 Proposed West Building Elevation - Grant Avenue Facade  
A204h Scale: 3/32" = 1'-0"



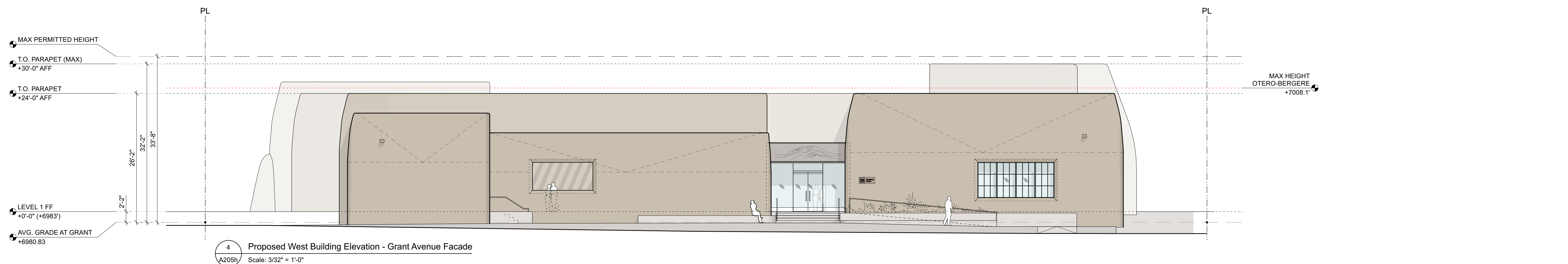
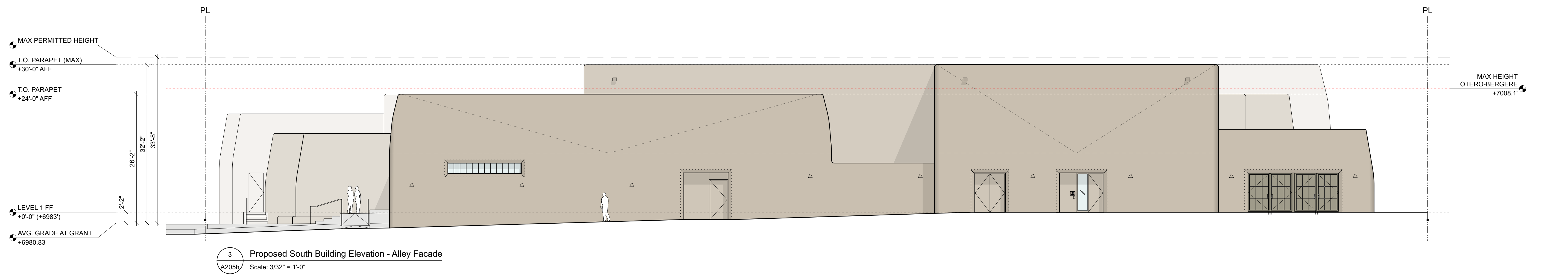
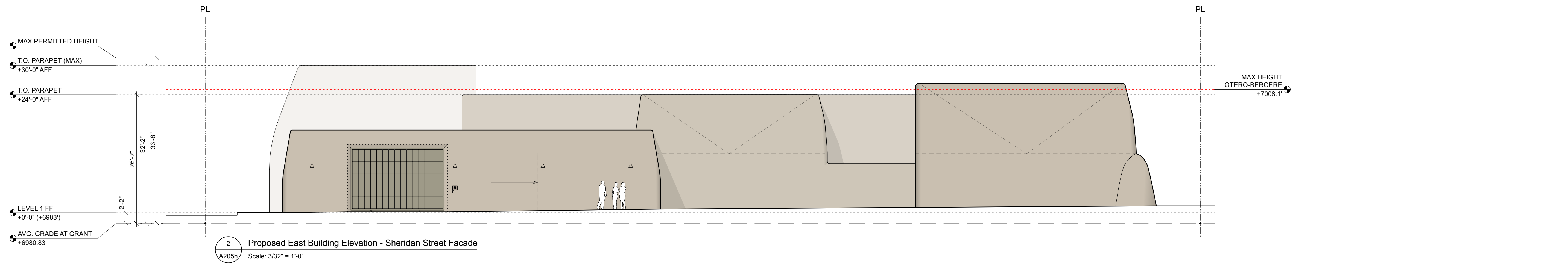
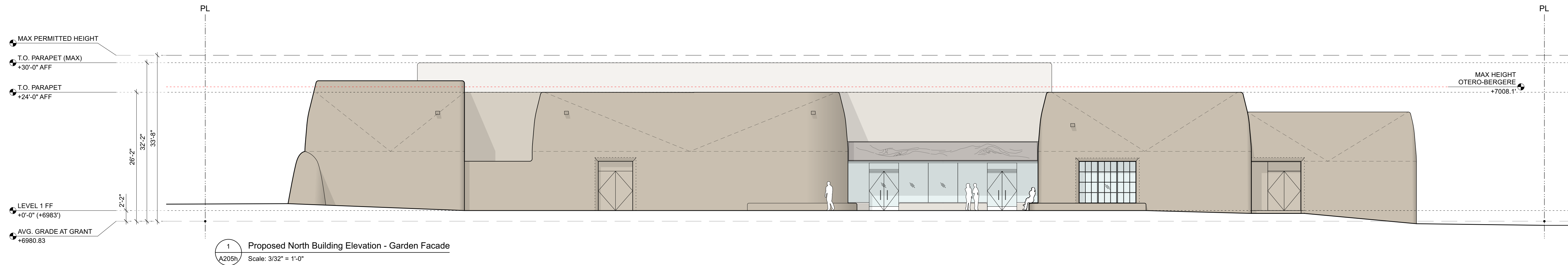
NOT FOR CONSTRUCTION

Consultant

**dnca** architects  
924-A Shoofly Street, Santa Fe, NM 87505  
ph (505) 255-4033

**GEORGIA O'KEEFE MUSEUM**  
Section 106 Review  
123 & 135 Grant Avenue, Santa Fe, NM 87501

Date	Issue
December 18, 2023	
Drawn by	Checked by
File	GOKM A200 Elevations.vwx
Set	Section 106 Review
Sheet Title	<b>Proposed Building Elevations</b>
	<b>A205h</b>
Sheet	35 of 44





Consultant

**dnca** architects  
924-A Shoolby Street, Santa Fe, NM 87505  
ph (505) 255-4033

**GEORGIA O'KEEFFE MUSEUM**  
Section 106 Review  
123 & 135 Grant Avenue, Santa Fe, NM 87501

Date	Issue
December 18, 2023	

Date  
**December 18, 2023**

Drawn by  
dth

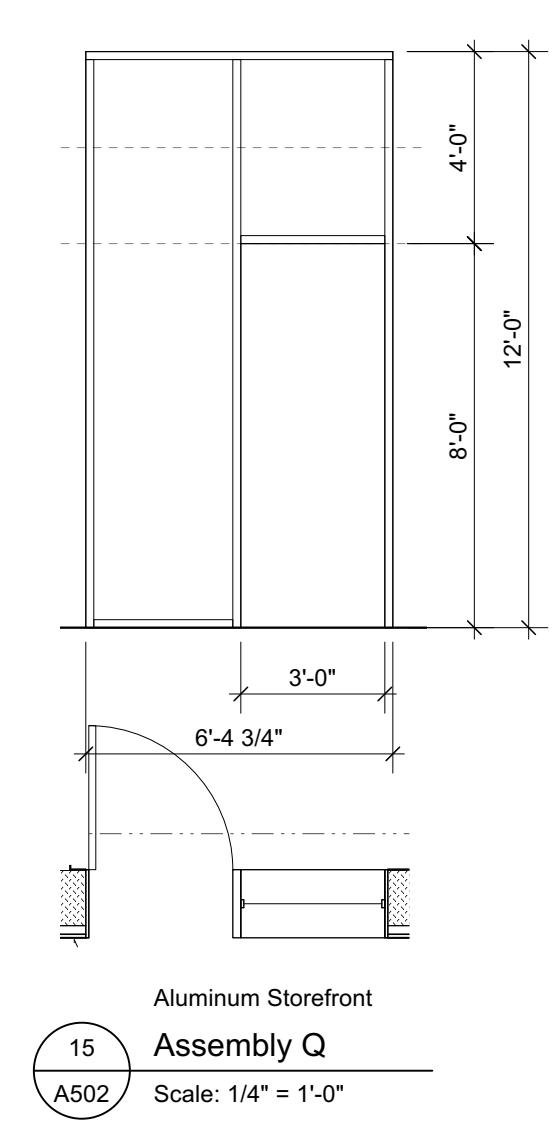
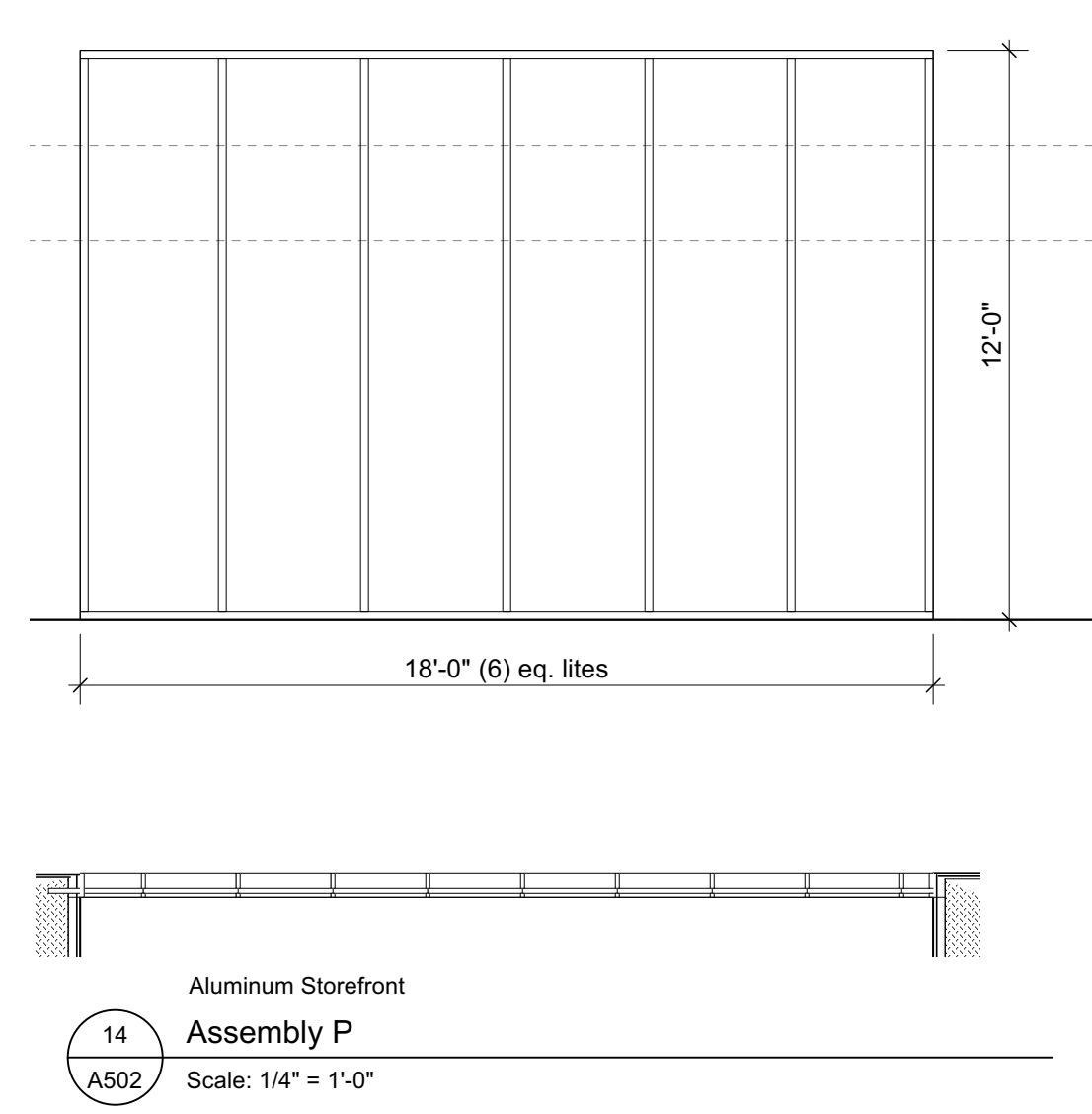
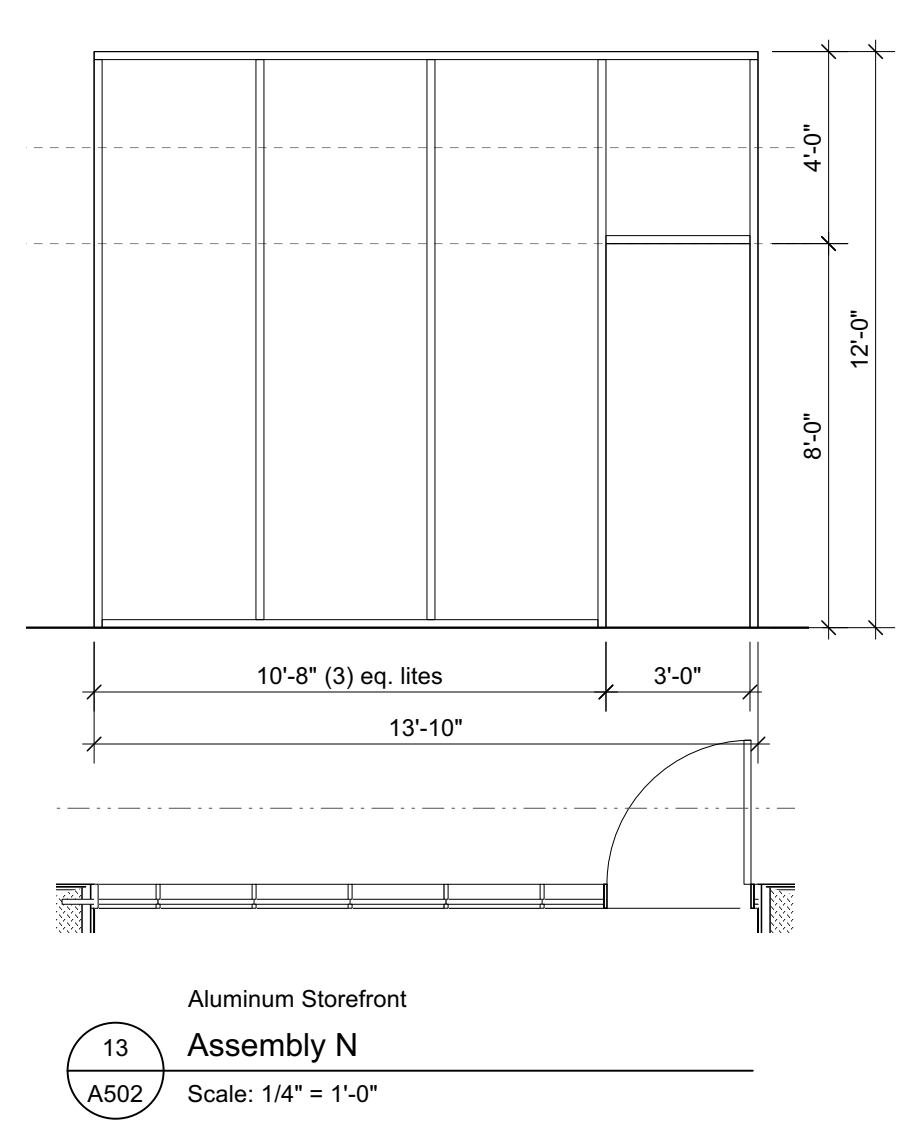
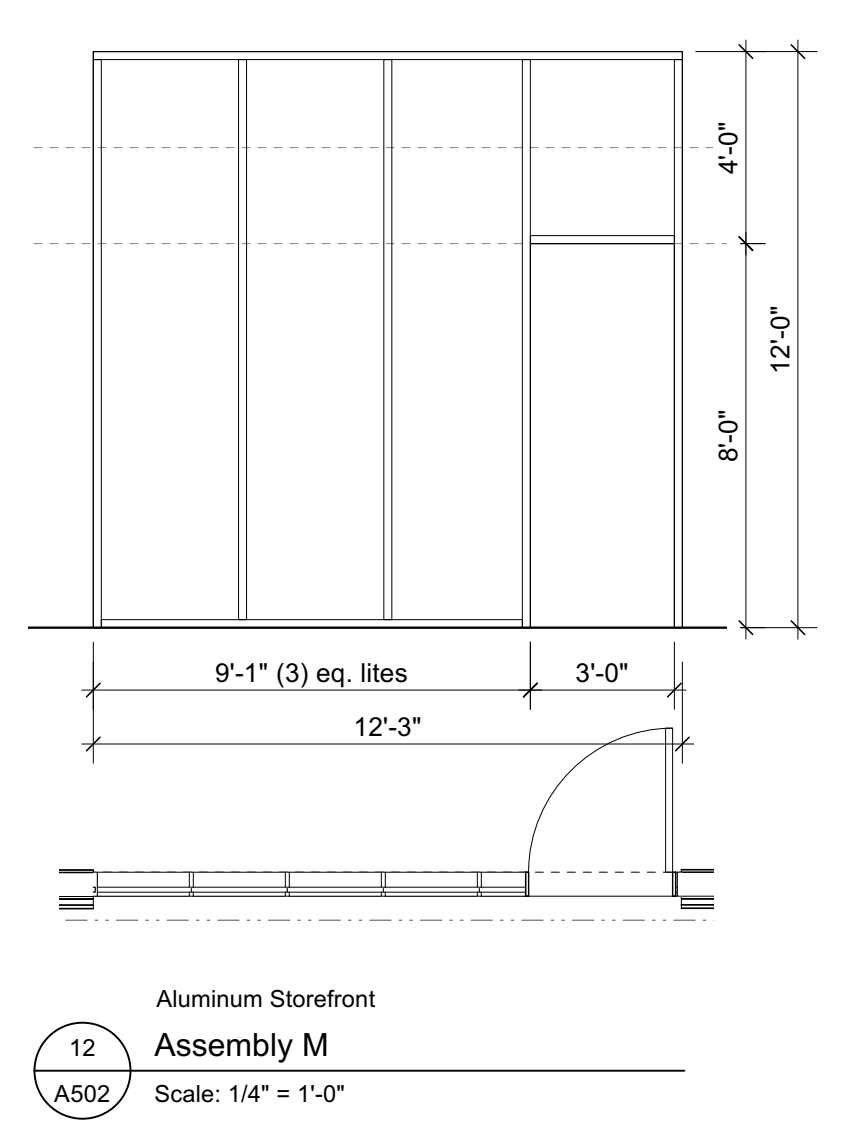
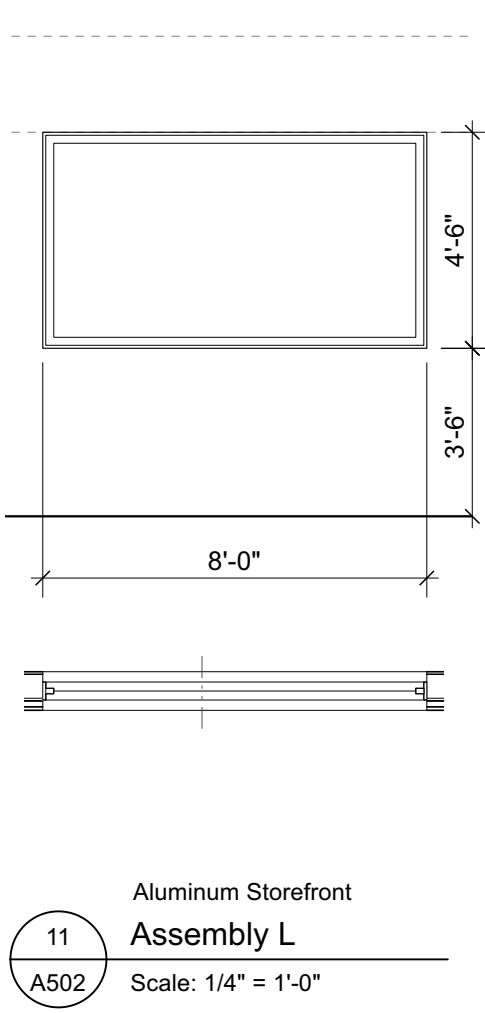
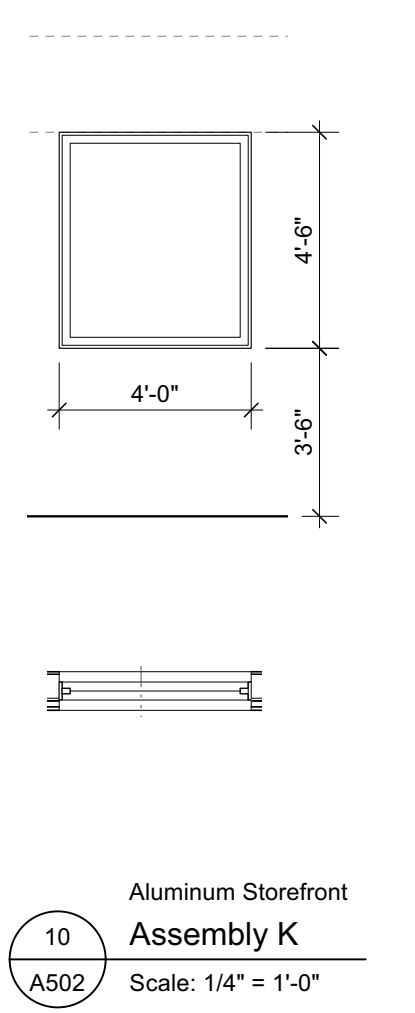
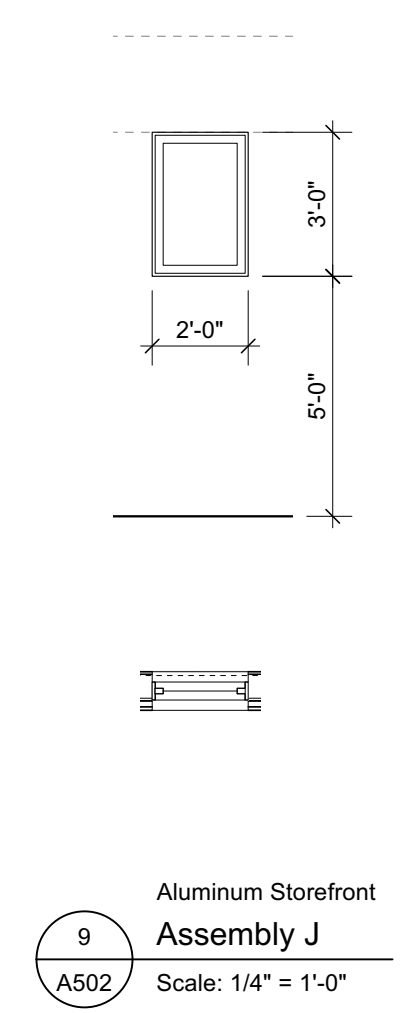
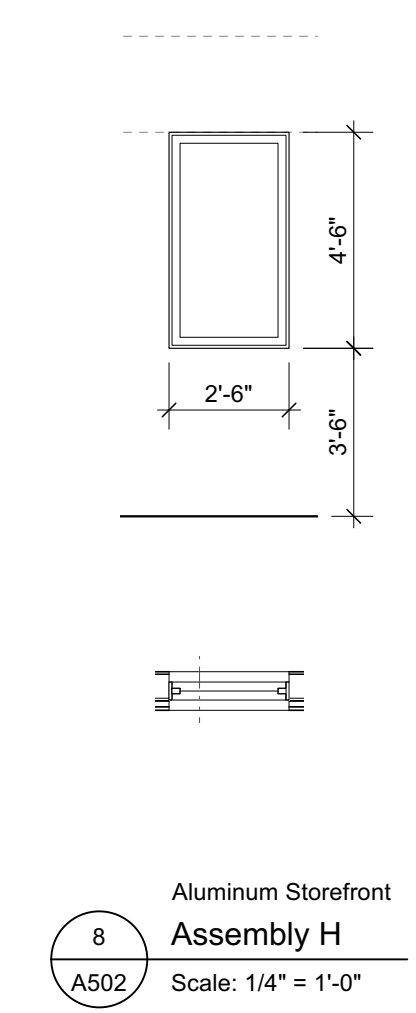
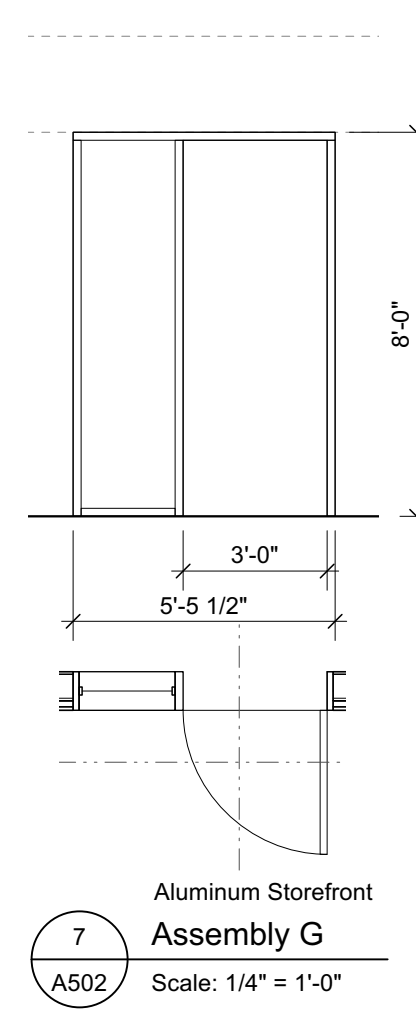
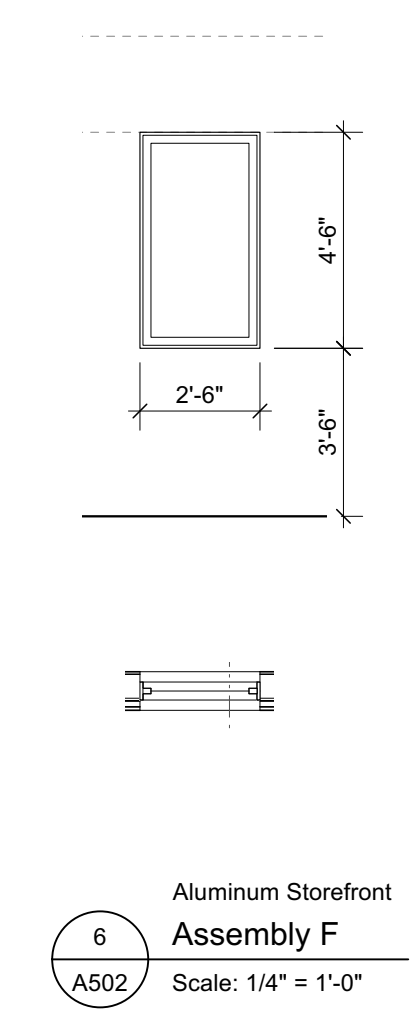
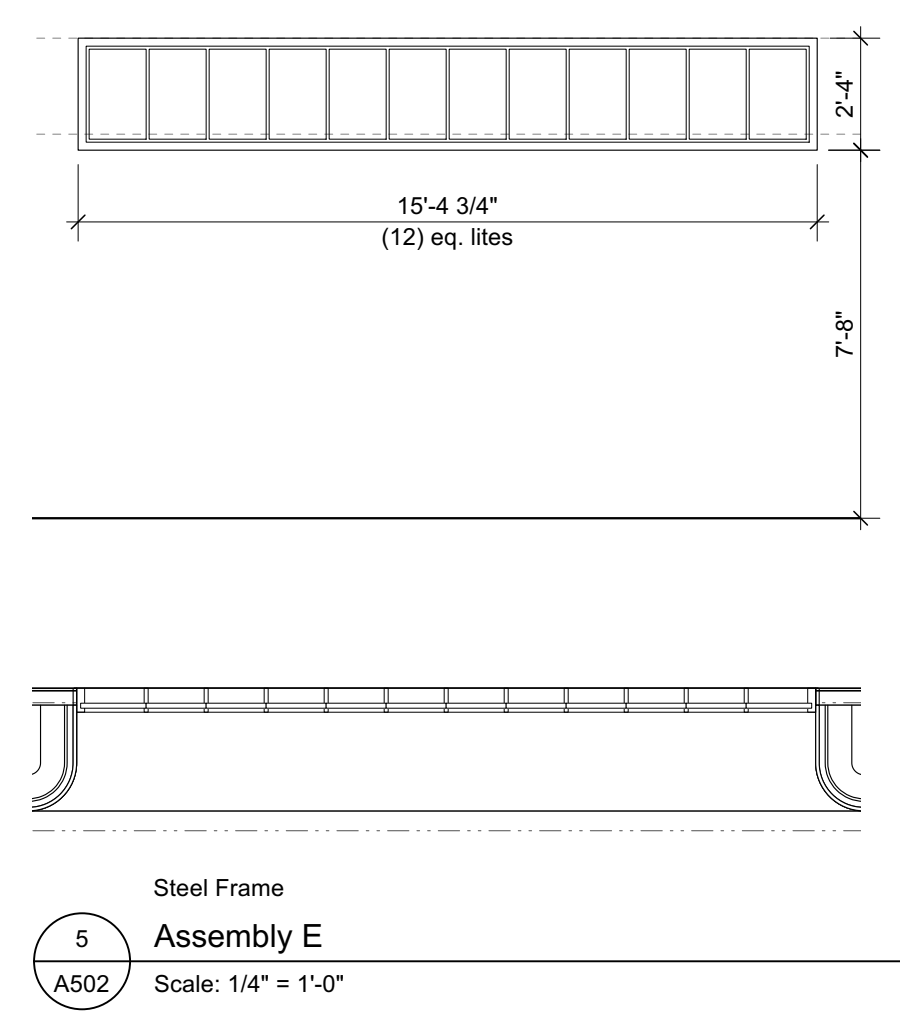
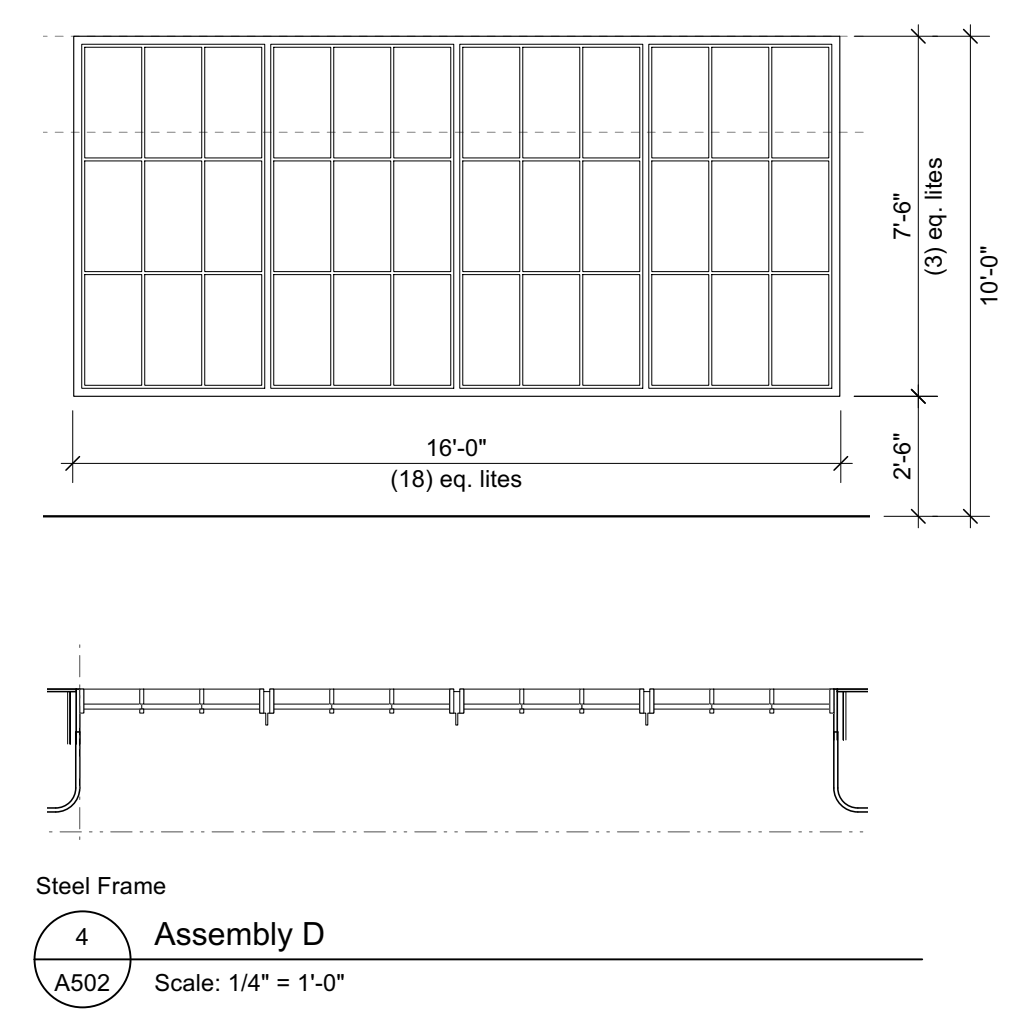
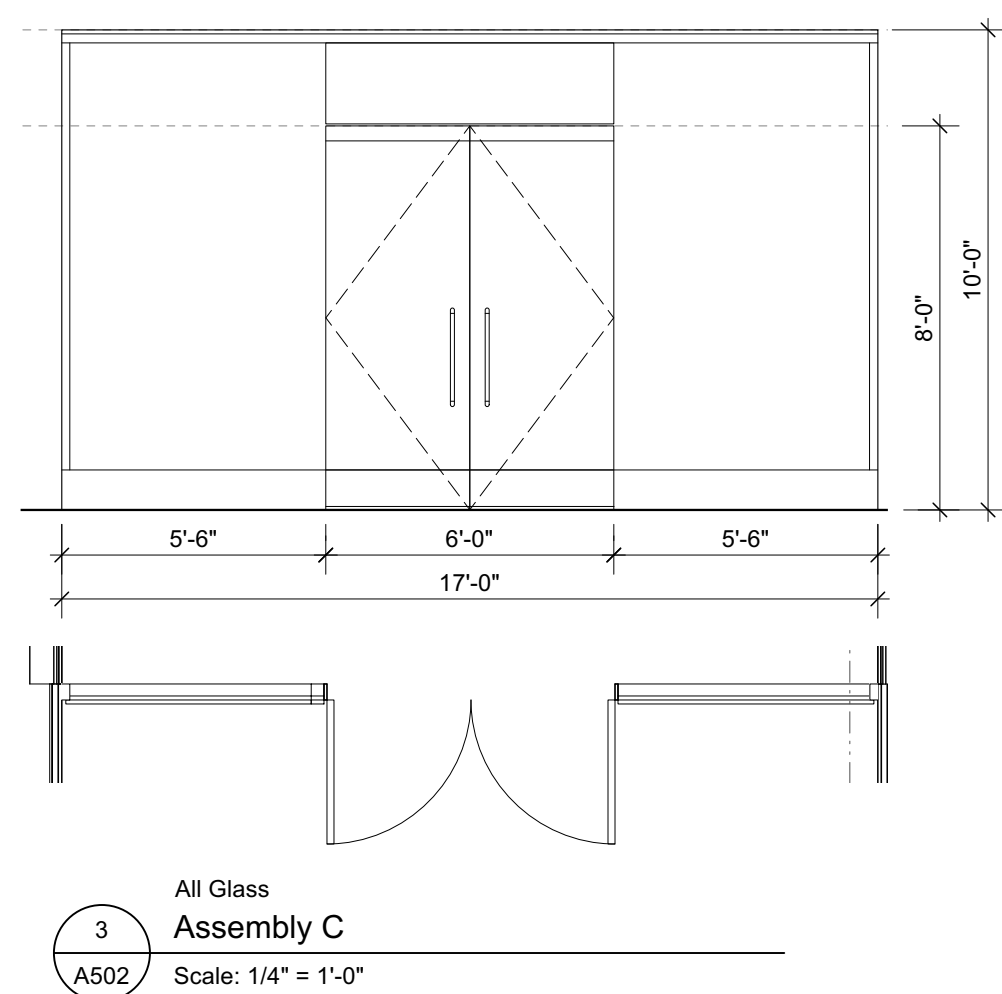
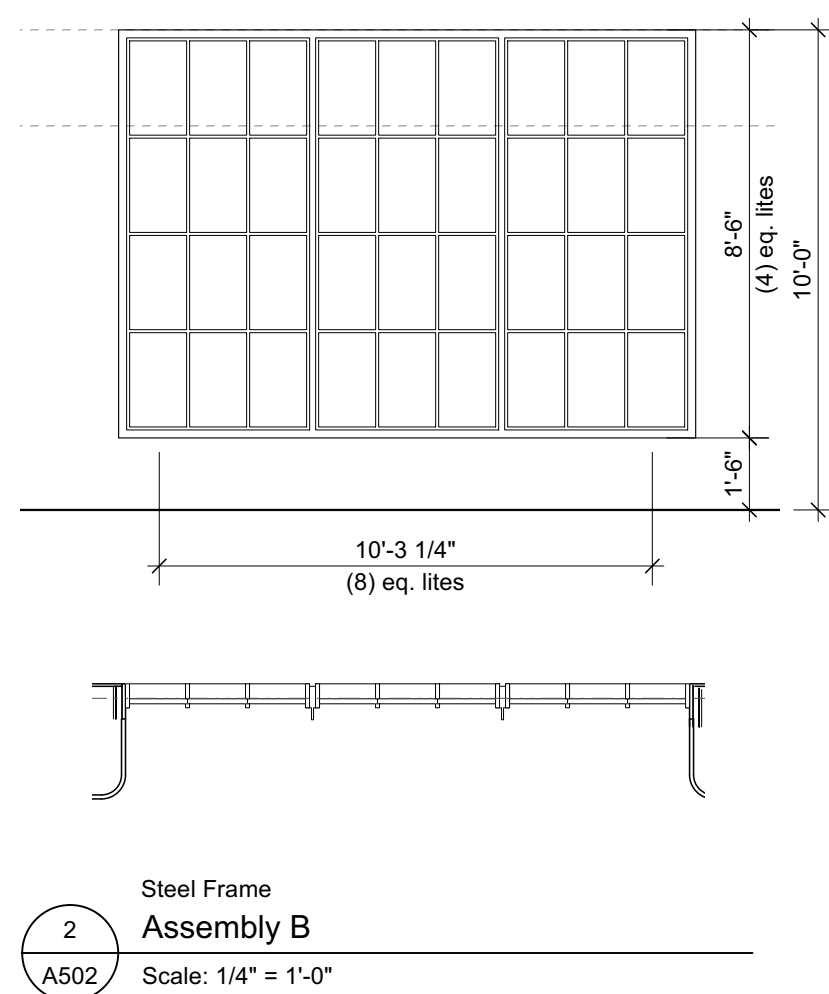
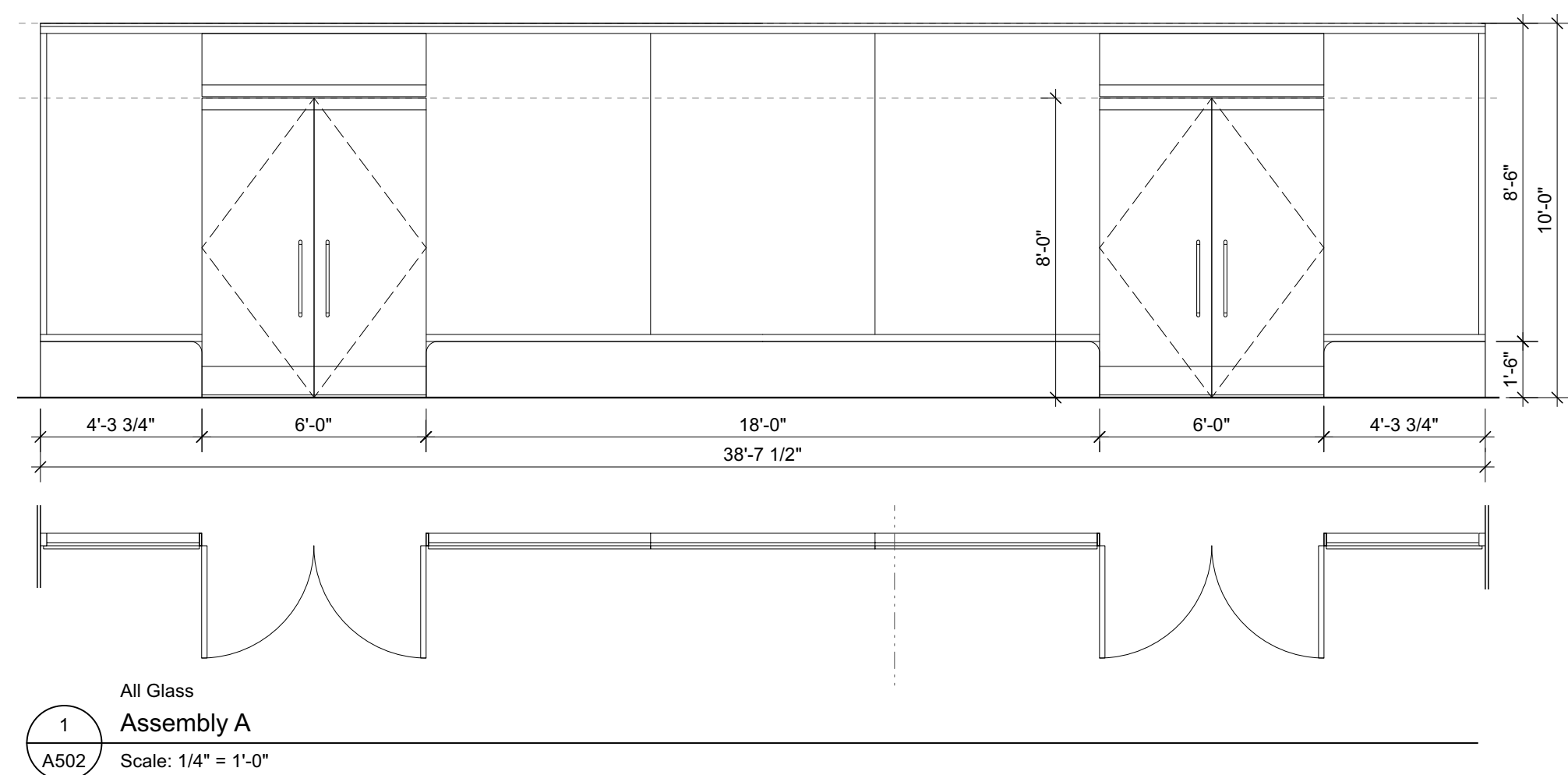
Checked by

File  
GOKM A500 Door Schedule.vwx

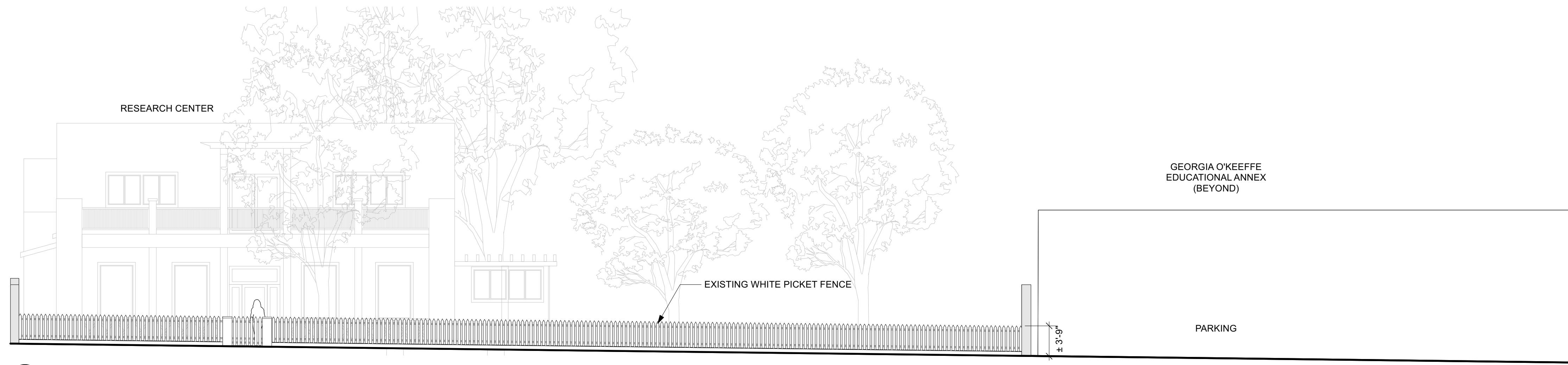
Set  
**Section 106 Review**

Sheet Title  
**Glazing Assemblies Exterior**

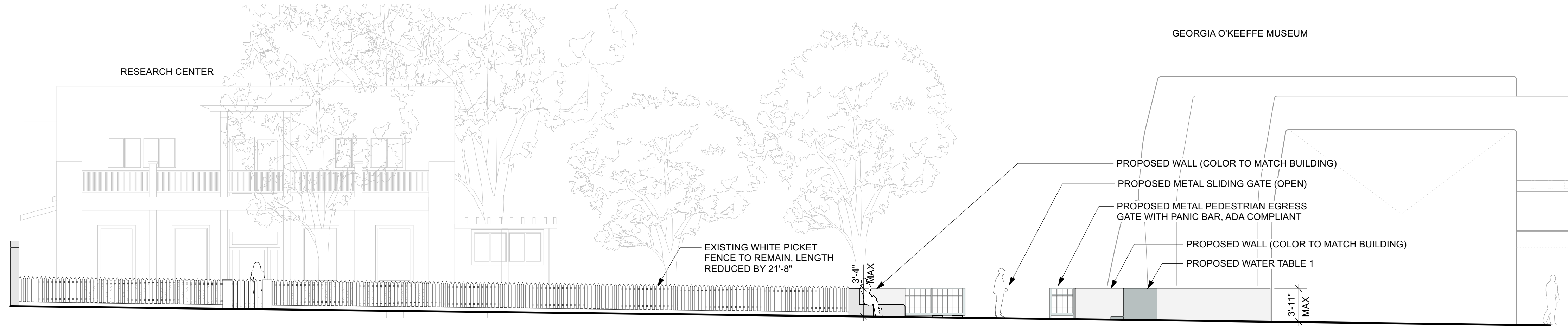
**A502**



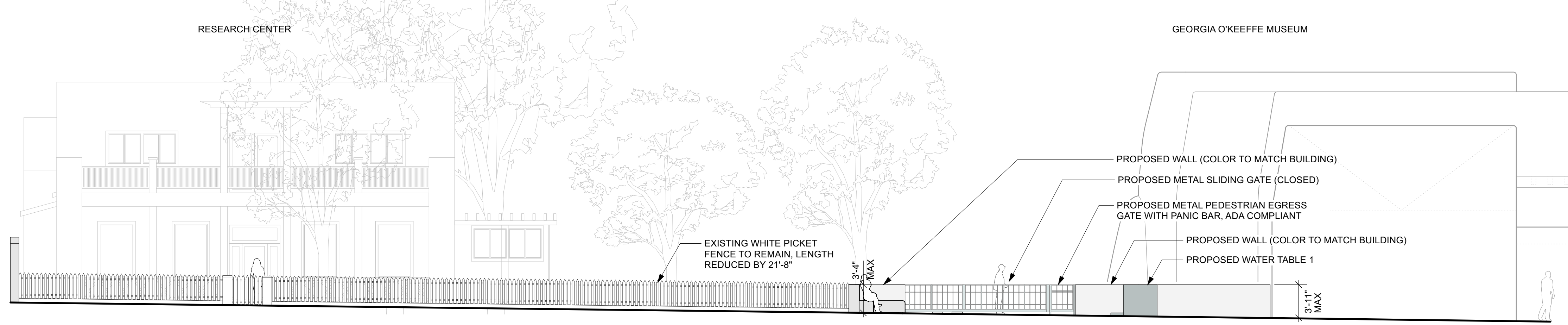




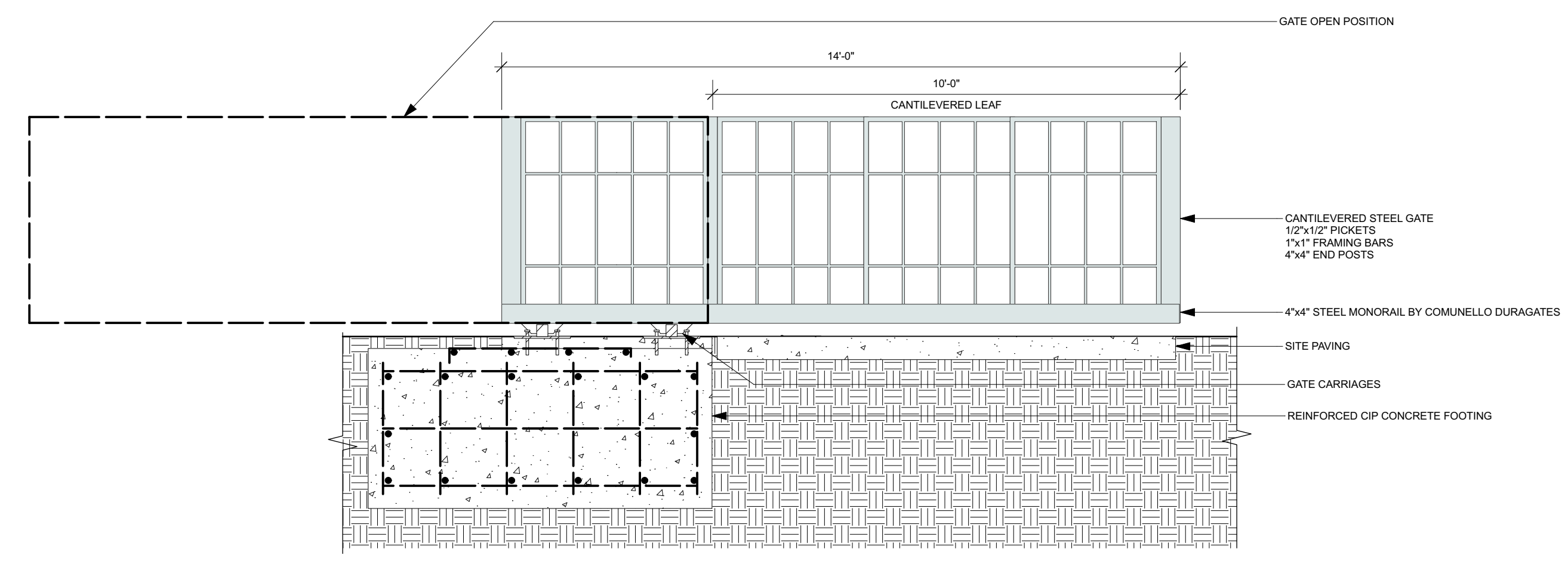
1 EXISTING ELEVATION: LOOKING EAST FROM GRANT  
Scale: 1/8" = 1'-0"



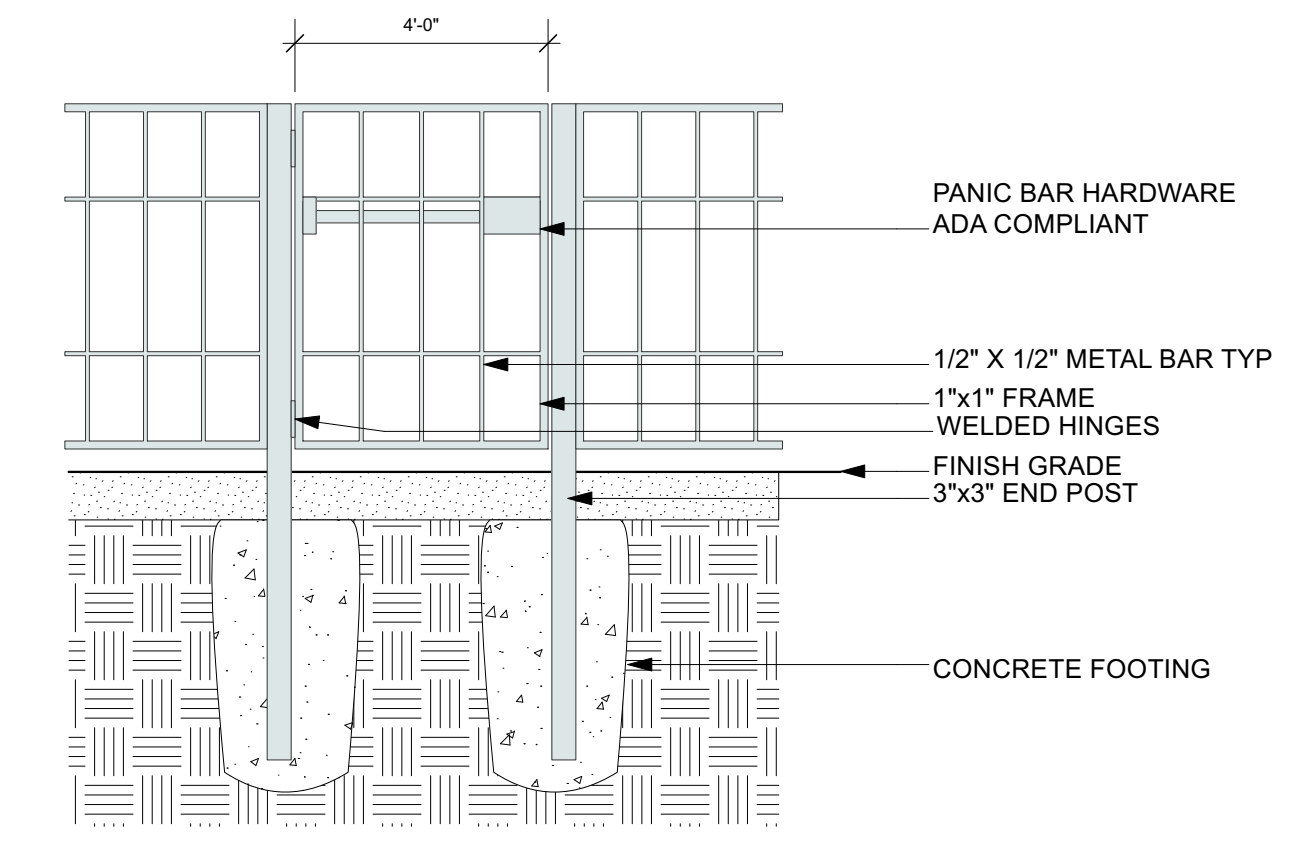
2 PROPOSED ELEVATION: LOOKING EAST FROM GRANT (GATE IN OPEN POSITION)  
Scale: 1/8" = 1'-0"



3 PROPOSED ELEVATION: LOOKING EAST FROM GRANT (GATE IN CLOSED POSITION)  
Scale: 1/8" = 1'-0"



4 PROPOSED SECTION: METAL SLIDING GATE DETAIL AT GRANT & SHERIDAN ENTRY  
Scale: 1/2" = 1'-0"



5 PROPOSED SECTION: PROPOSED METAL PEDESTRIAN EGRESS GATE  
Scale: 1/2" = 1'-0"

NOT FOR CONSTRUCTION

REEDHILDERBRAND  
LANDSCAPE ARCHITECTURE  
33 Whitney Avenue  
New Haven CT 06517  
P 617 923 2422  
www.reedhilderbrand.com

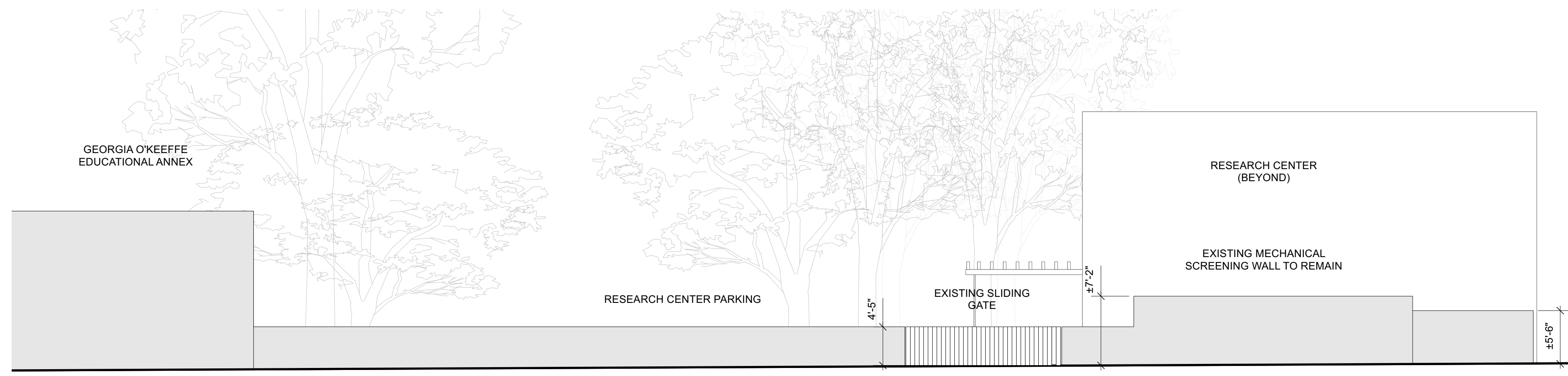
Consultant

**dnca** architects  
924-A Shoofly Street, Santa Fe, NM 87505  
ph (505) 255-4033

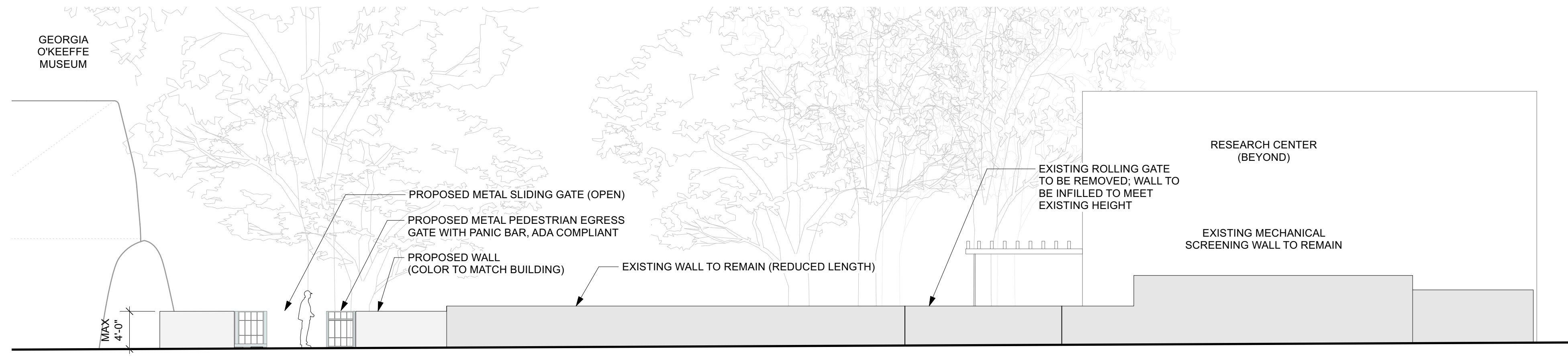
**GEORGIA O'KEEFFE MUSEUM**  
Section 106 Review  
123 & 135 Grant Avenue, Santa Fe, NM 87501

Date	Issue
December 18, 2023	
Drawn by	Checked by
File	
Set	Section 106 Review
Sheet Title	Fence and Gate Elevations
Sheet	L600
	37 of 44

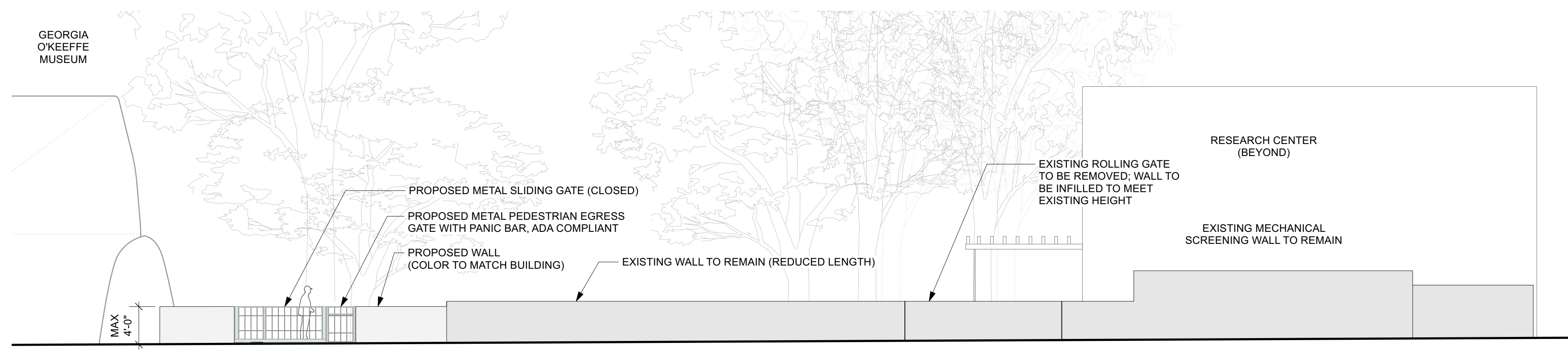




1 EXISTING ELEVATION: LOOKING WEST FROM SHERIDAN  
Scale: 1/8" = 1'-0"



2 PROPOSED ELEVATION: LOOKING WEST FROM SHERIDAN (GATE IN OPEN POSITION)  
Scale: 1/8" = 1'-0"



3 PROPOSED ELEVATION: LOOKING WEST FROM SHERIDAN (GATE IN CLOSED POSITION)  
Scale: 1/8" = 1'-0"

NOT FOR CONSTRUCTION

REED+HILDERBRAND  
LANDSCAPE ARCHITECTURE  
33 Whitney Avenue  
New Haven CT 06517  
P 617 923 2422  
www.reedhilderbrand.com

Consultant

**dnca** architects  
924-A Shoofly Street, Santa Fe, NM 87505  
ph (505) 255-4033

**GEORGIA O'KEEFFE MUSEUM**  
Section 106 Review  
123 & 135 Grant Avenue, Santa Fe, NM 87501

Date	Issue

Date  
**December 18, 2023**  
Drawn by \_\_\_\_\_ Checked by \_\_\_\_\_  
File \_\_\_\_\_  
Set  
**Section 106 Review**  
Sheet Title

**Fence and Gate Elevations**

**L601**



NOT FOR CONSTRUCTION

REEDHILDERBRAND  
 LANDSCAPE ARCHITECTURE  
 33 Whitney Avenue  
 New Haven CT 06517  
 P 617 923 2422  
 www.reedhilderbrand.com

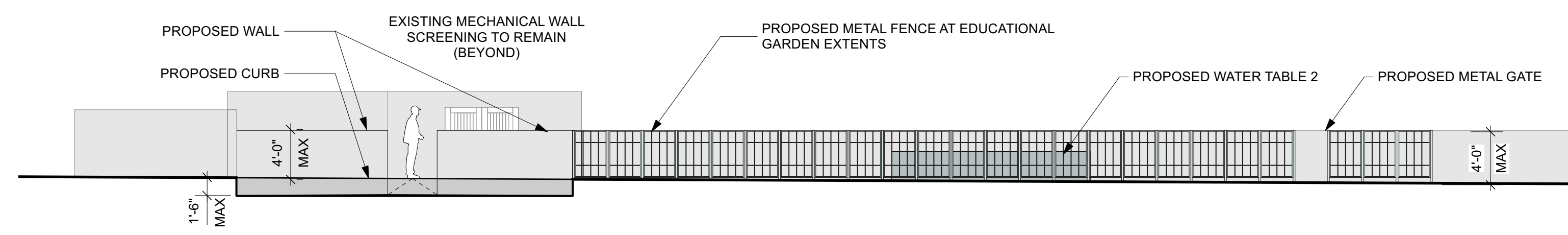
Consultant

**dnca** architects  
 924-A Shoofly Street, Santa Fe, NM 87505  
 ph (505) 255-4033

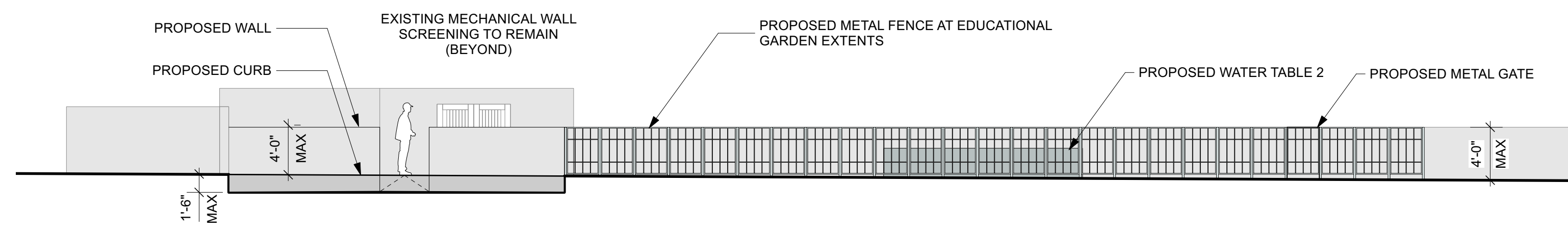
**GEORGIA O'KEEFE MUSEUM**  
 Section 106 Review  
 123 & 135 Grant Avenue, Santa Fe, NM 87501

Date	Issue

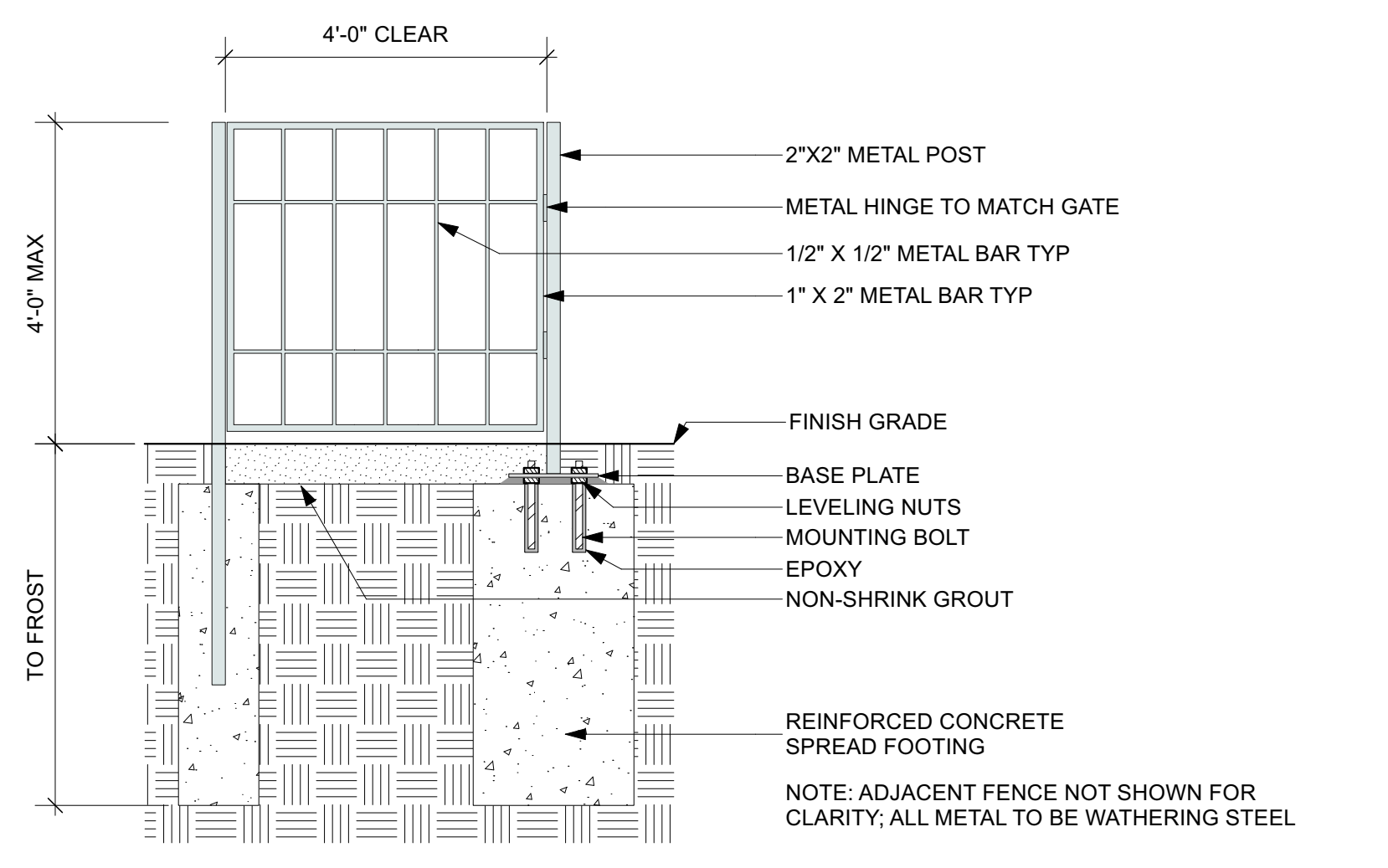
Date	December 18, 2023
Drawn by	
Checked by	
File	
Set	Section 106 Review
Sheet Title	Fence and Gate Elevations
	<b>L602</b>
Sheet	39 of 44



1 PROPOSED ELEVATION: LOOKING EAST FROM RESEARCH CENTER (GATE IN OPEN POSITION)  
 Scale: 1/8" = 1'-0"



2 PROPOSED ELEVATION: LOOKING EAST FROM RESEARCH CENTER (GATE IN CLOSED POSITION)  
 Scale: 1/8" = 1'-0"



3 PROPOSED SECTION: METAL GATE DETAIL AT EDUCATION GARDEN (WEST SIDE)  
 Scale: 1/2" = 1'-0"



NOT FOR  
CONSTRUCTION

REED+HILDERBRAND  
LANDSCAPE ARCHITECTURE  
33 Whitney Avenue  
New Haven CT 06517  
P 617 923 2422  
www.reedhilderbrand.com

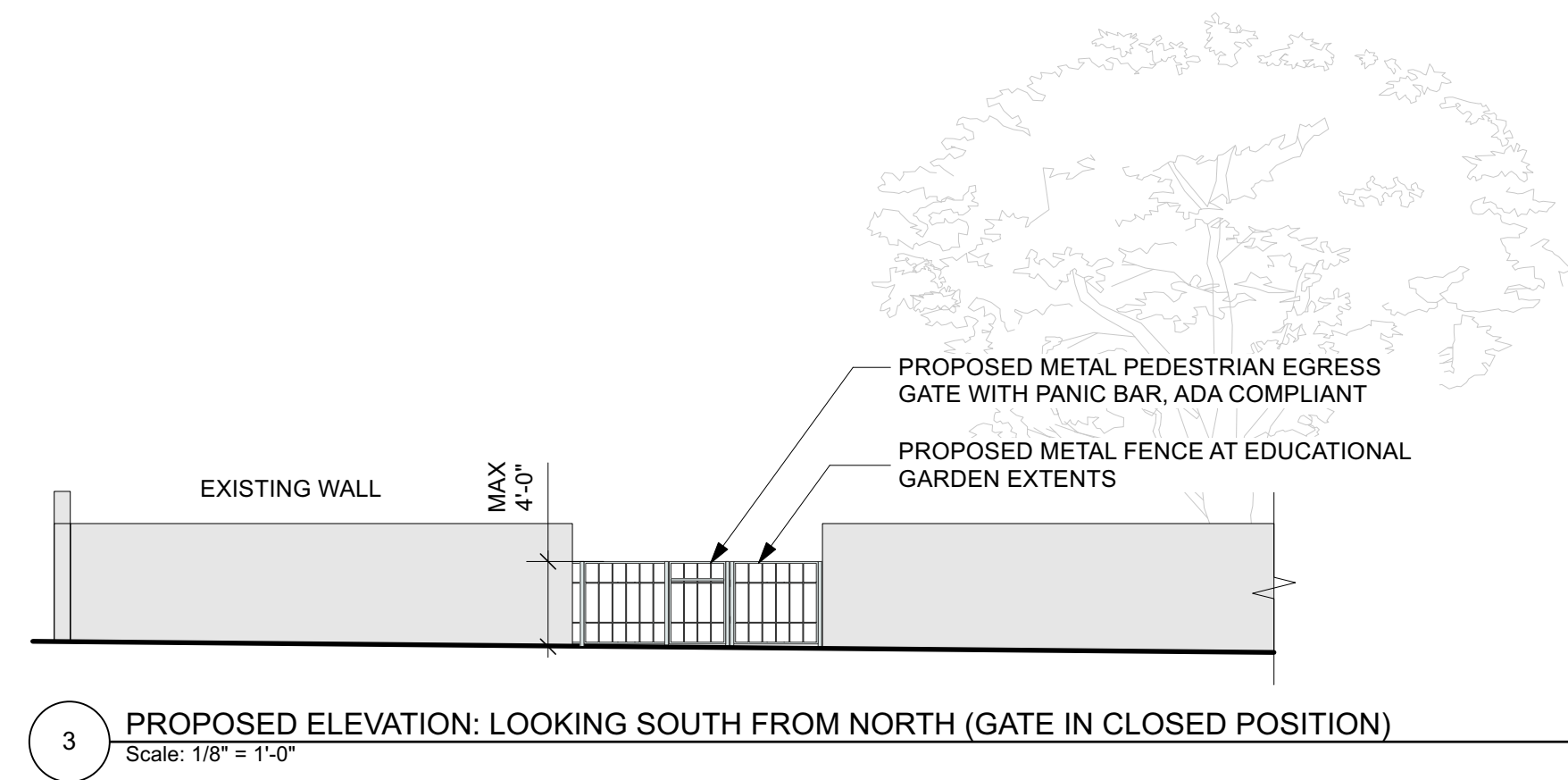
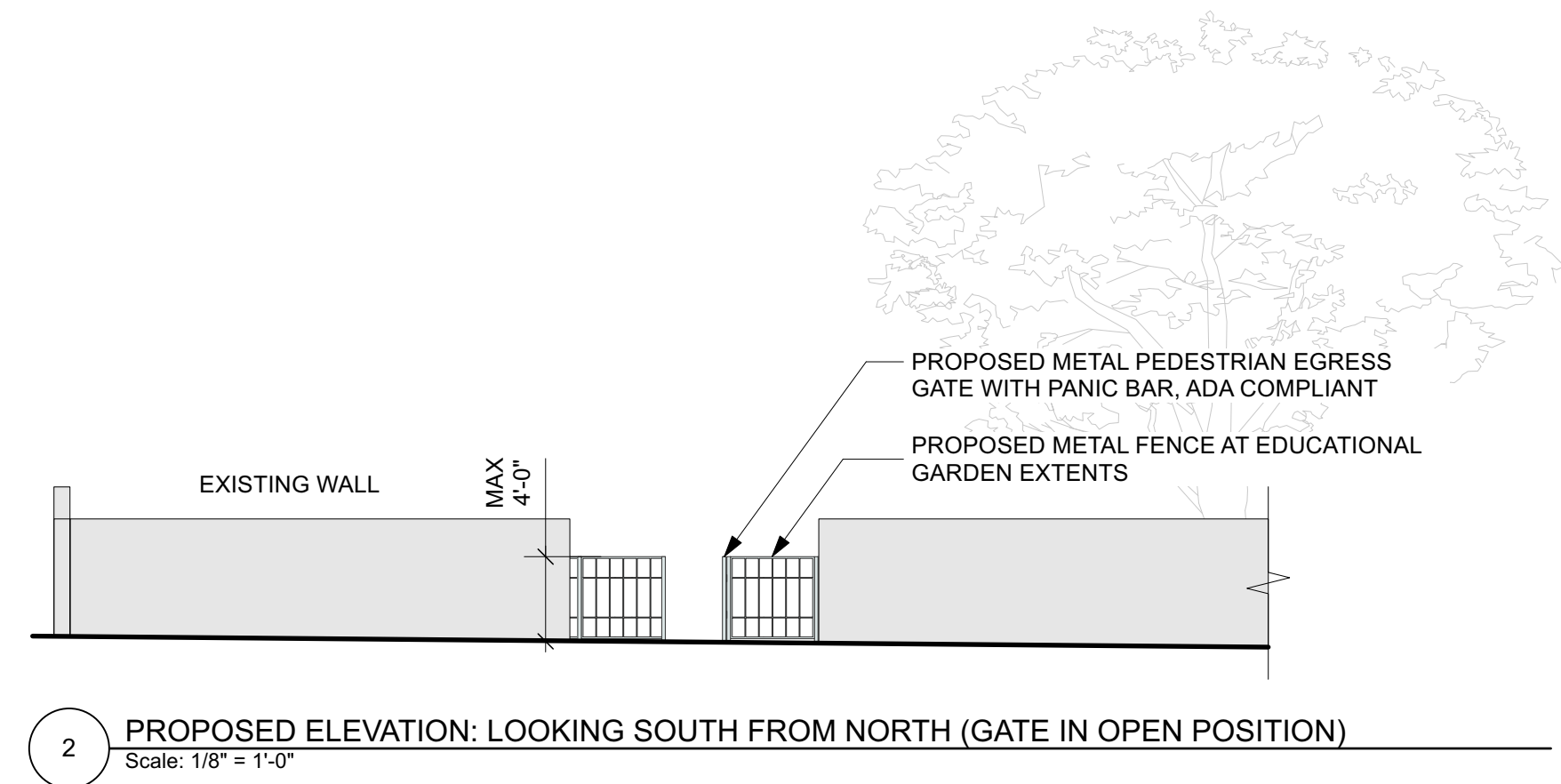
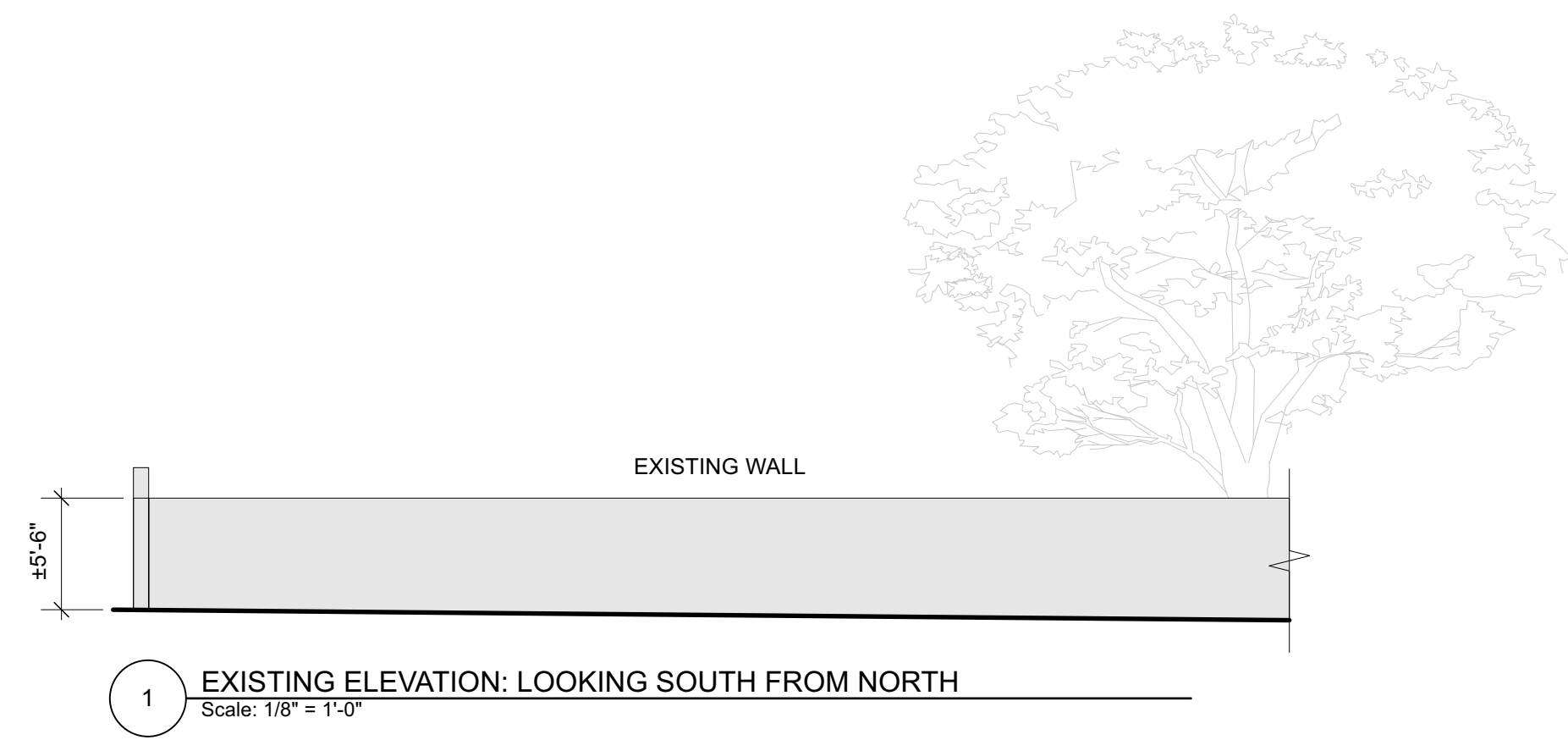
Consultant

**dnca** architects  
924-A Shoofly Street, Santa Fe, NM 87505  
ph (505) 255-4033

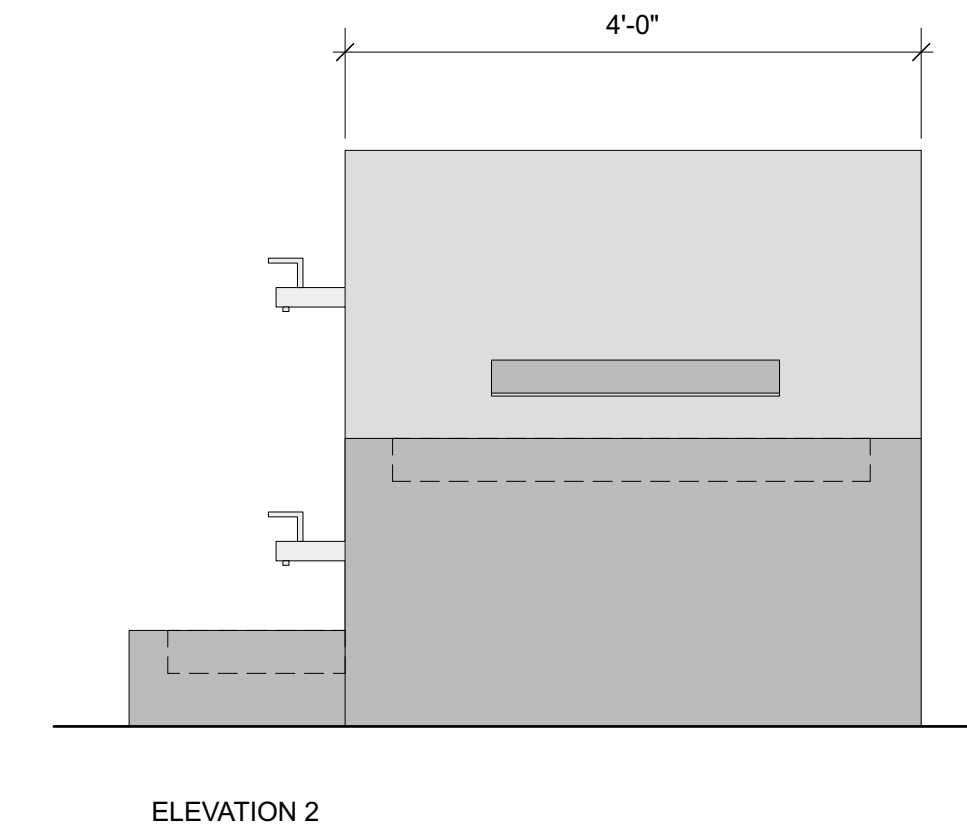
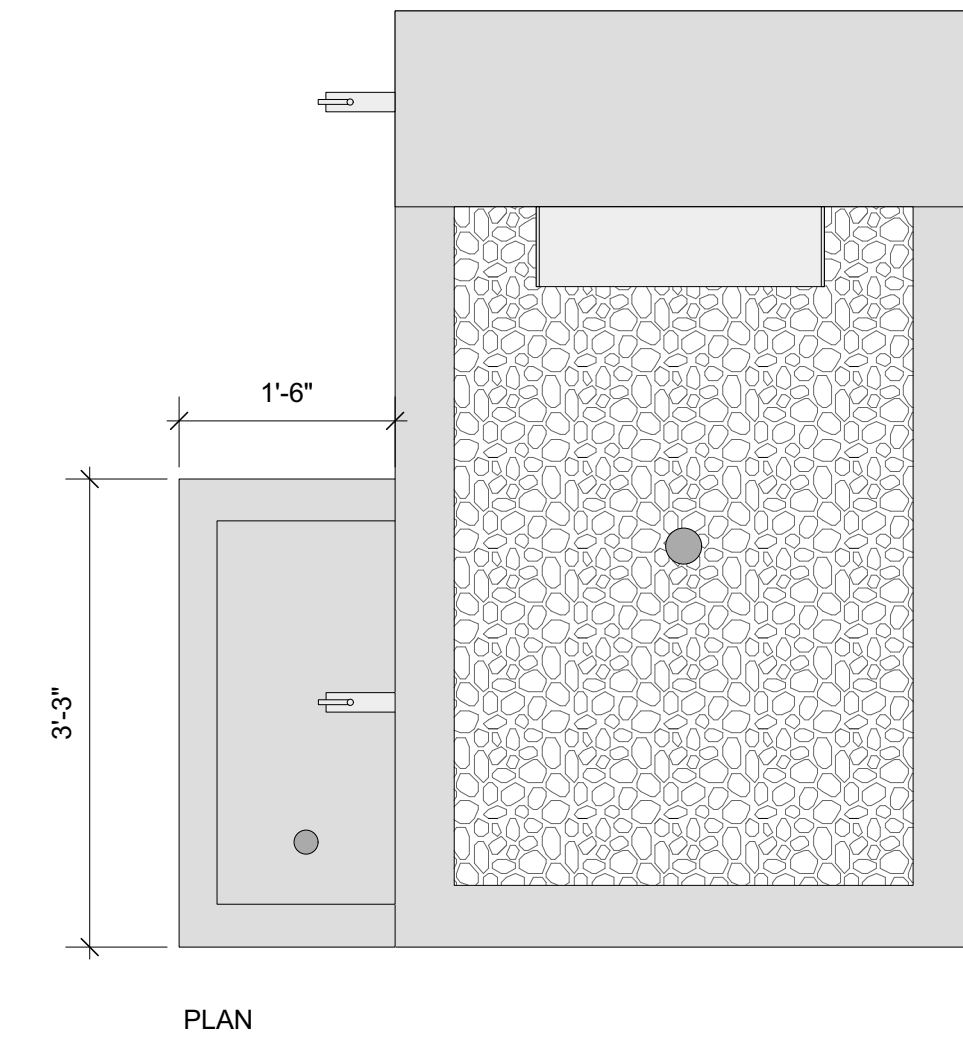
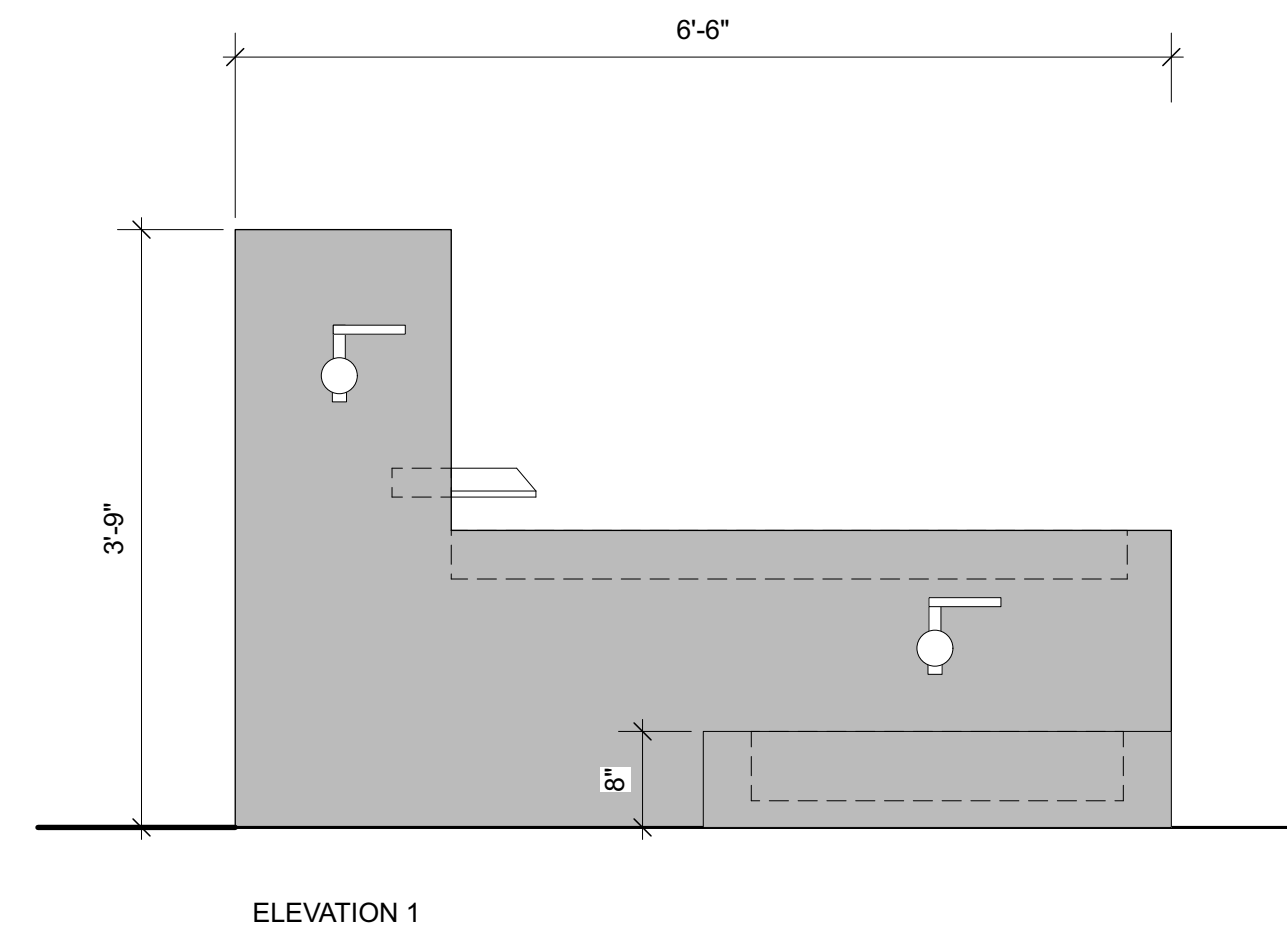
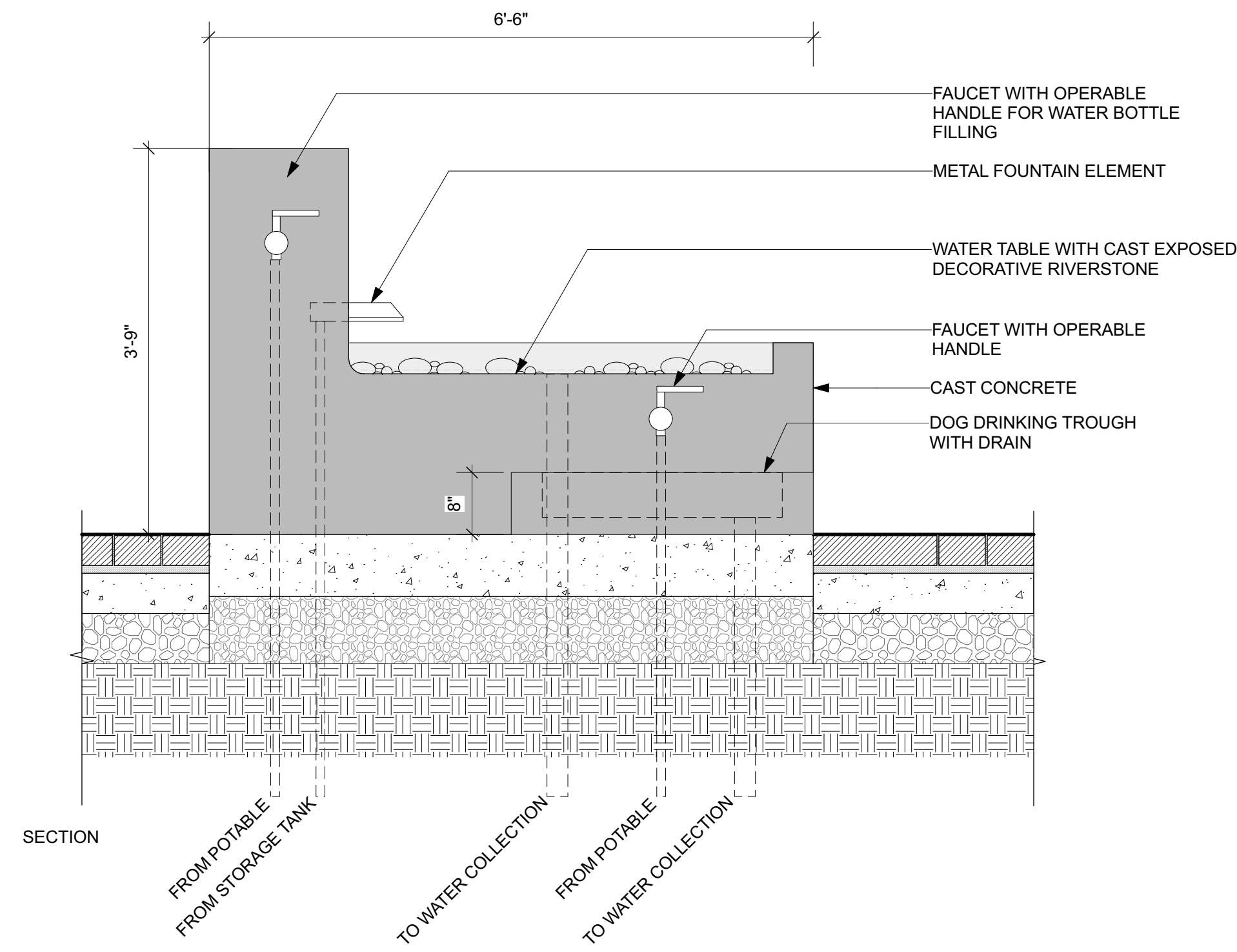
**GEORGIA O'KEEFE MUSEUM**  
Section 106 Review  
123 & 135 Grant Avenue, Santa Fe, NM 87501

Date	Issue

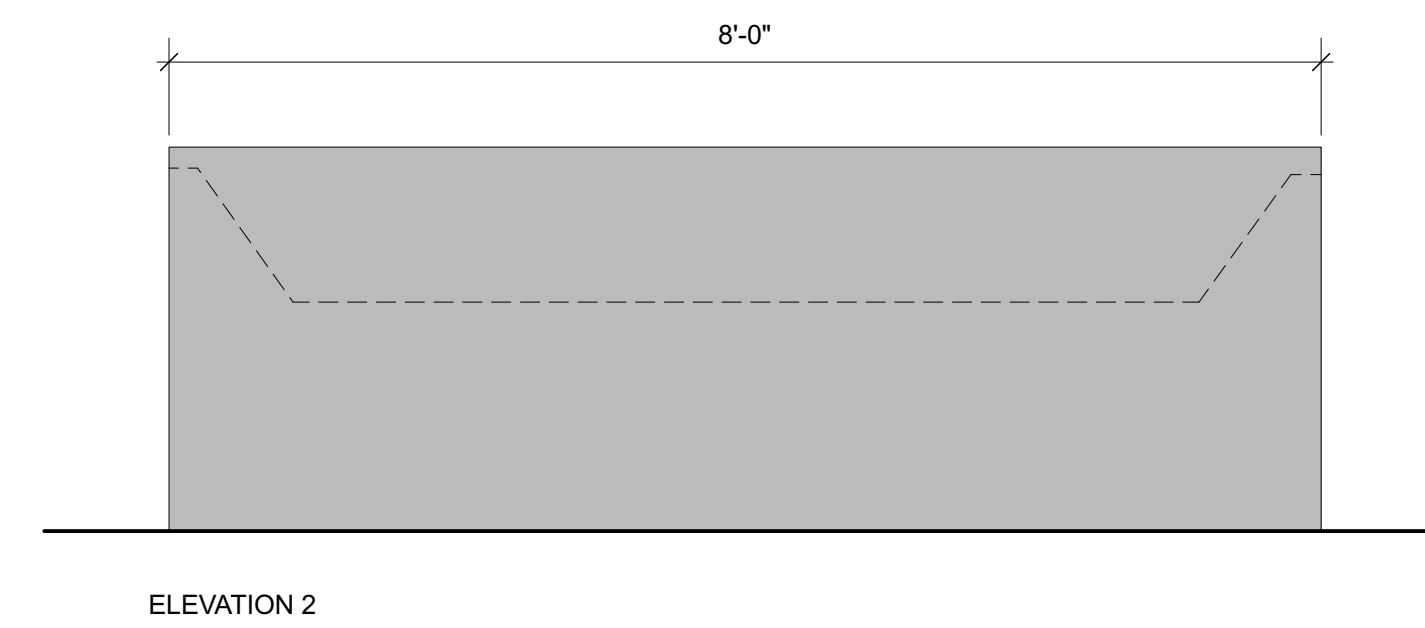

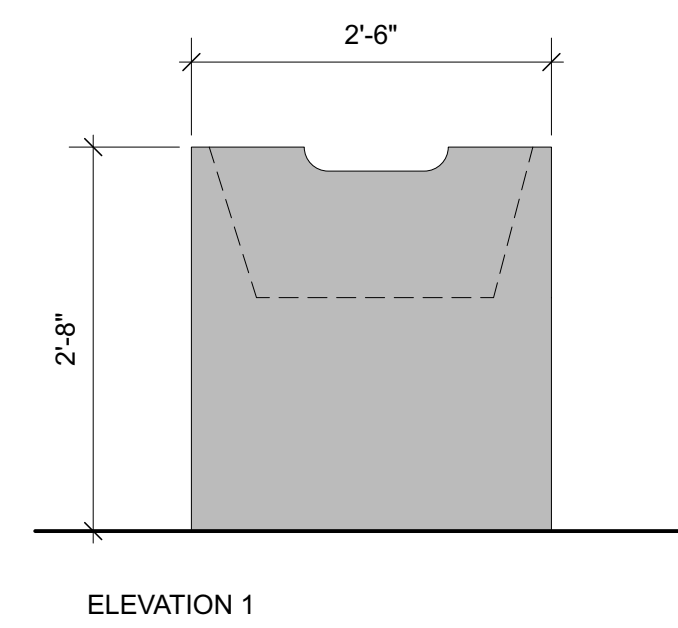
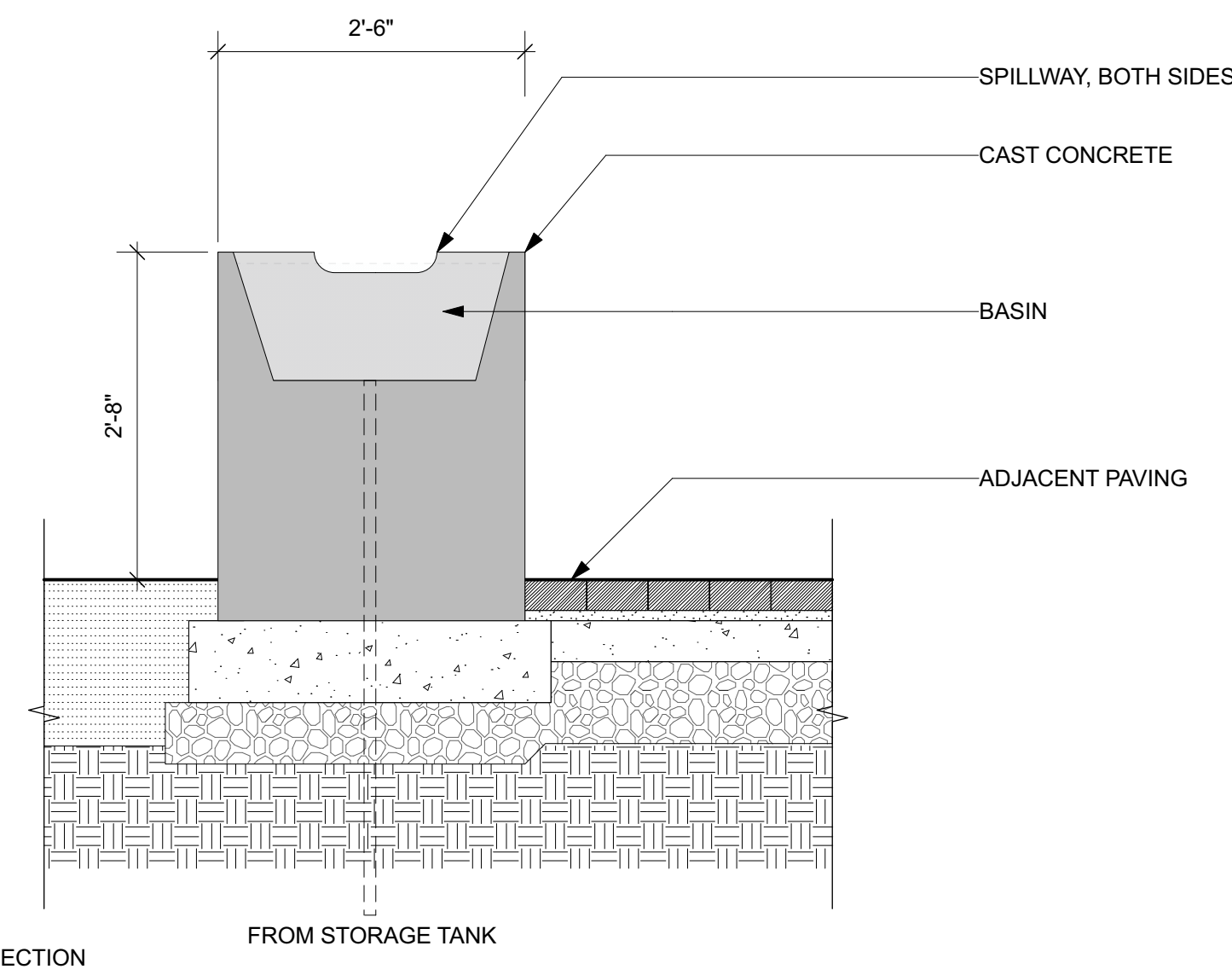
Date	December 18, 2023
Drawn by	
Checked by	
File	
Set	Section 106 Review
Sheet Title	Fence and Gate Elevations
	<b>L603</b>
Sheet	40 of 44







1 WATER TABLE 1  
Scale: 3/4" = 1'-0"



2 WATER TABLE 2  
Scale: 3/4" = 1'-0"

NOT FOR CONSTRUCTION

REED-HILDERBRAND  
LANDSCAPE ARCHITECTURE  
33 Whitney Avenue  
New Haven CT 06517  
P 617 923 2422  
www.reedhilderbrand.com

Consultant

**dnca** architects  
924-A Shoofly Street, Santa Fe, NM 87505  
PH (505) 255-4033

**GEORGIA O'KEEFFE MUSEUM**  
Section 106 Review  
123 & 135 Grant Avenue, Santa Fe, NM 87501

Date	Issue
December 18, 2023	

Drawn by \_\_\_\_\_ Checked by \_\_\_\_\_

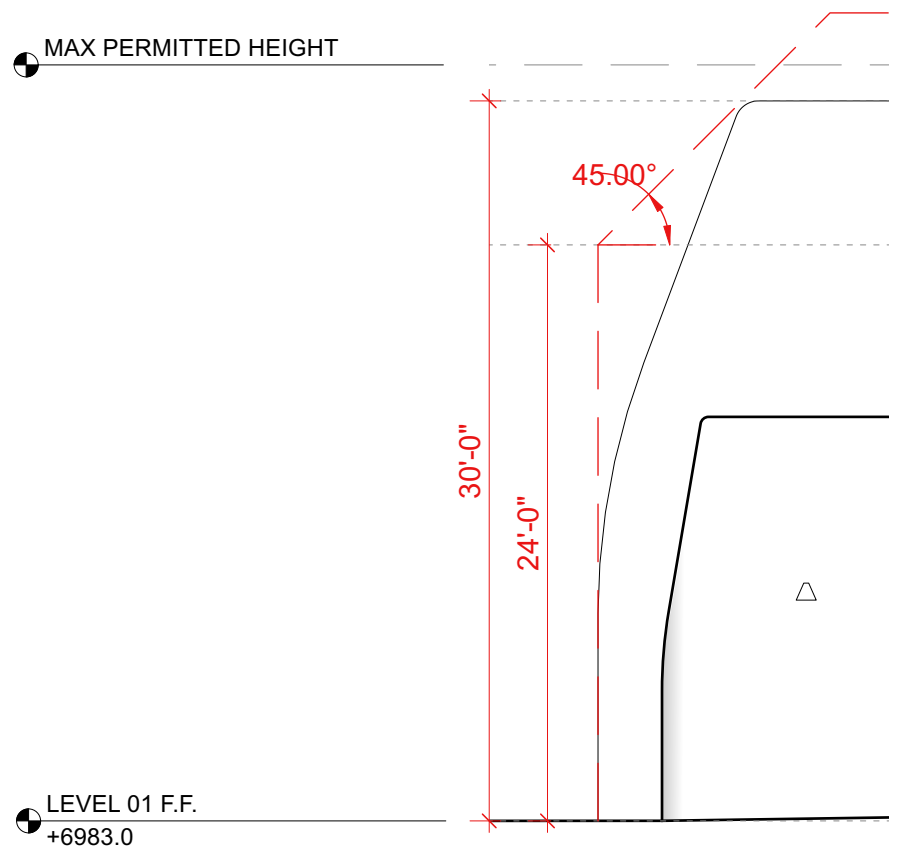
File \_\_\_\_\_

Set Section 106 Review  
Sheet Title Proposed Water Table Details

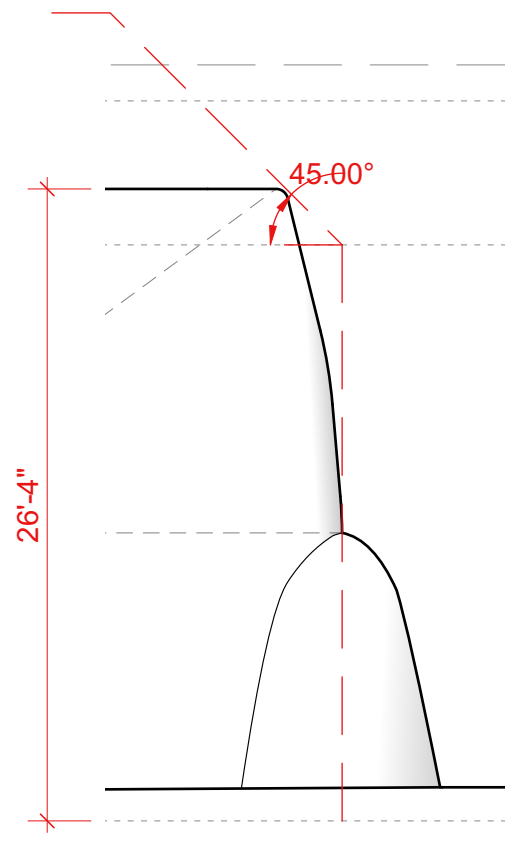
**L700**

Sheet 41 of 44



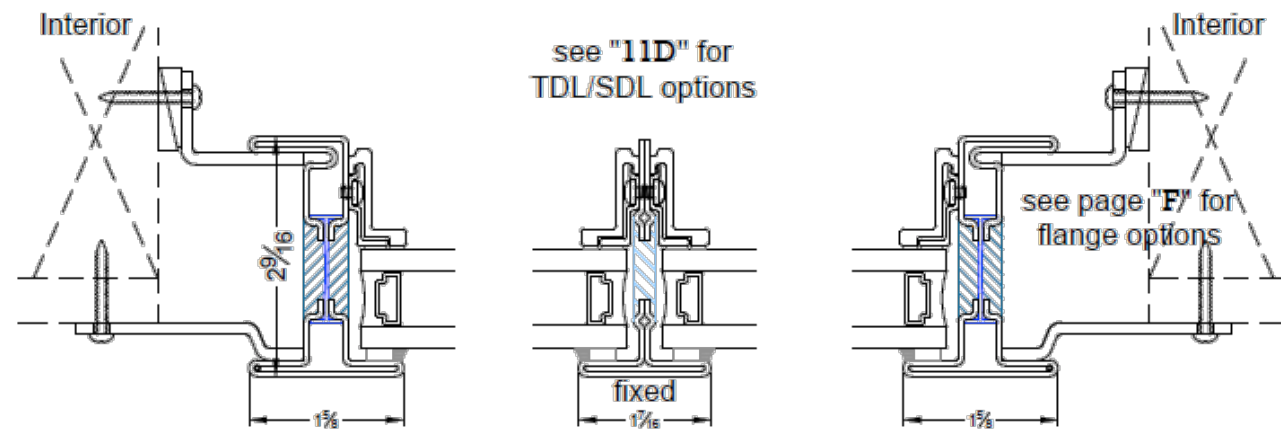


1 Massing Stepback - Alley  
DSK08 Scale: 1/8" = 1'-0"

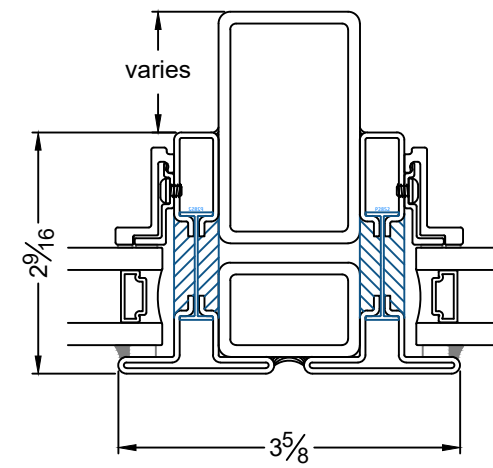


2 Massing Stepback - North Facade  
DSK08 Scale: 1/8" = 1'-0"






Thermally separated steel window units with true divided lites, by Hope's Windows, Jada Windows, or equal.



Thermally separated mull detail, by Hope's Windows, Jada Windows, or equal.



The design intent is similar to this appearance, but with steel window frames



Steel window frames with true divided lites and wide mulls



Date	Issue

Date	December 18, 2023
Drawn by	
Checked by	
File	GOKM A200 Elevations.vwx
Set	Section 106 Review

Sheet Title  
**Proposed Exterior Materials**


**DSK19**



**Building & Site Walls**  
Stucco - Custom color similar to El Rey Sahara  
Painted to match - Exterior Service Doors



**Walls at Portales**  
Stucco - Custom color similar to El Rey Sandalwood



**Site Concrete**  
Integral Color Concrete Sequoia Sand



**Site Concrete**  
Integral Color Concrete Sandstone




**Vigas at Education Court**  
Adzed Wood Beams, Oiled Finish




**Ceiling at Portales**  
Tongue & Groove Wood, Oiled Finish



**Window Frames**  
Hope's Windows Weathered Bronze Metallic MP20155




**Fence & Gate**  
Dark Patina Steel with a Hard Wax Finish



**Walkway at Otero-Bergere House**  
Existing Brick Paving



**New Site Paving**  
Flagstone



**Irrigation Channel**  
Riverstone



**Fence & Gate at Otero Bergere House**  
Existing Painted Wood